

City of Hesperia
Investment Report
Unaudited
October 31, 2021

ATTACHMENT 1

Type of Investment	Institution/ Fiscal Agent	Interest Rate	Date of Purchase	Date of Maturity	Par Value at Maturity	Book Value	Market Value	Account Description
Investments under the direction of the City:								
Local Agency Investment Funds	State of Calif.	0.203%	31-Oct-21	Demand	\$ 55,563,307.23	\$ 55,563,307.23	55,563,307.23	
Local Bank Checking Accounts	U.S. Bank	n/a	31-Oct-21	Demand	3,273,932.01	3,273,932.01	3,273,932.01	
Total Unaudited Investments under the direction of the City					\$ 58,837,239.24	\$ 58,837,239.24	\$ 58,837,239.24	


Investments under the direction of fiscal agents:

2012 Lease Revenue Bonds	US Bank	0.000%	31-Oct-21	Demand	0.60	0.60	0.60	2012 - Water Rights Revenue Fund
2012 Lease Revenue Bonds	US Bank	0.000%	31-Oct-21	Demand	120.74	120.74	120.74	2012 - Water Rights Interest Fund
2012 Lease Revenue Bonds	US Bank	0.000%	31-Oct-21	Demand	1,452,137.35	1,452,137.35	1,452,137.35	2012 - Water Rights Reserve Fund
2012 Lease Revenue Bonds	US Bank	0.000%	31-Oct-21	Demand	0.31	0.31	0.31	2012 - Water Rights Surplus Revenue Fund
2013 Refunding Lease Revenue Bonds	US Bank	0.000%	31-Oct-21	Demand	1.42	1.42	1.42	2005 Civic Plaza - Revenue Fund
2013 Refunding Lease Revenue Bonds	US Bank	0.000%	31-Oct-21	Demand	1,149,850.42	1,149,850.42	1,149,850.42	2005 Civic Plaza - Reserve Fund
2013 Refunding Lease Revenue Bonds	US Bank	0.000%	31-Oct-21	Demand	0.31	0.31	0.31	2005 Civic Plaza - Surplus Rev Fund
2014 CFD 2005-1 Refunding	US Bank	0.000%	31-Oct-21	Demand	134.98	134.98	134.98	2014 CFD 05-1 - Special Tax Fund
2014 CFD 2005-1 Refunding	US Bank	0.000%	31-Oct-21	Demand	0.77	0.77	0.77	2014 CFD 05-1 - Bond Fund
2014 CFD 2005-1 Refunding	US Bank	0.000%	31-Oct-21	Demand	1,428,095.90	1,428,095.90	1,428,095.90	2014 CFD 05-1 - Reserve Fund
2014 CFD 2005-1 Refunding	US Bank	0.000%	31-Oct-21	Demand	23,889.82	23,889.82	23,889.82	2014 CFD 05-1 Administrative Expense Bonds
Deposits - Workers' Comp	PERMA	n/a	31-Oct-21	n/a	1,602,908.46	1,602,908.46	1,602,908.46	GL 1352
Total Unaudited Investments under the direction of fiscal agents					\$ 5,657,141.08	5,657,141.08	5,657,141.08	

Please Note: All market value data is provided courtesy of the City's fiscal agent, US Bank.

I certify that this investment portfolio is in compliance with the statement of investment policy of the City of Hesperia and the investment program provides sufficient liquidity to meet expenditure requirements for the next six months, as required by the California Government Code sections 53646(b)(2) and (3), respectively.

* Note: 2005 Certificates of Participation began in May 2005 for the financing of the Civic Plaza.


 Virginia Villaseñor, Senior Accountant

Investment Report

Unaudited

October 31, 2021

<u>Type of Investment</u>	<u>Issuer/ Institution</u>	<u>Interest Rate</u>	<u>Date of Purchase</u>	<u>Date of Maturity</u>	<u>Par Value at Maturity</u>	<u>Book Value</u>	<u>Market Value</u>	<u>Account Description</u>
Investments under the direction of the City:								
Local Agency Investment Funds	State of Calif.	0.203%	31-Oct-21	Demand	\$ 307,908.85	\$ 307,908.85	307,908.85	
Local Bank Checking Accounts	U.S. Bank	n/a	31-Oct-21	Demand	18,142.78	18,142.78	18,142.78	
Total Unaudited Investments under the direction of the City					\$ 326,051.63	\$ 326,051.63	\$ 326,051.63	


Investments under the direction of fiscal agents:

2018 Refunding Bonds	US Bank	0.000%	31-Oct-21	Demand	0.03	0.03	0.03	2018A & 2018B - Debt Service Account
2018 Refunding Bonds	US Bank	0.020%	31-Oct-21	Demand	39.52	39.52	39.52	2018A & 2018B - Interest Account
2018 Refunding Bonds	US Bank	0.000%	31-Oct-21	Demand	9,799,443.76	1.00	9,799,443.76	2018A & 2018B - Reserve Account
Total Unaudited Investments under the direction of fiscal agents					\$ 9,799,483.31	\$ 40.55	\$ 9,799,483.31	

Please Note: All market value data is provided courtesy of the City's fiscal agent, US Bank.

I certify that this investment portfolio is in compliance with the statement of investment policy of the City of Hesperia and the investment program provides sufficient liquidity to meet expenditure requirements for the next six months, as required by the California Government Code sections 53646(b)(2) and (3), respectively.

* Note: The 2005 and 2007 Series Bonds were refinanced to 2018 Series Bonds in November 2018.


Virginia Villasenor, Senior Accountant

Hesperia Housing Authority

ATTACHMENT 3


Investment Report

Unaudited

October 31, 2021

<u>Type of Investment</u>	<u>Issuer/ Institution</u>	<u>Interest Rate</u>	<u>Date of Purchase</u>	<u>Date of Maturity</u>	<u>Par Value at Maturity</u>	<u>Book Value</u>	<u>Market Value</u>
Investments under the direction of the City:							
Local Agency Investment Funds	State of California	0.203%	31-Oct-21	Demand	\$ 4,857,139.52	4,857,139.52	4,857,139.52
Local Bank Checking Accounts	U.S. Bank	n/a	31-Oct-21	Demand	286,195.07	286,195.07	286,195.07
Total Unaudited Investments under the direction of the City					\$ 5,143,334.59	\$ 5,143,334.59	\$ 5,143,334.59

I certify that this investment portfolio is in compliance with the statement of investment policy of the City of Hesperia and the investment program provides sufficient liquidity to meet expenditure requirements for the next six months, as required by the California Government Code sections 53646(b)(2) and (3), respectively.


Virginia Villasenor, Senior Accountant

Investment Report**Unaudited****October 31, 2021**

<u>Type of Investment</u>	<u>Issuer/ Institution</u>	<u>Interest Rate</u>	<u>Date of Purchase</u>	<u>Date of Maturity</u>	<u>Par Value at Maturity</u>	<u>Book Value</u>	<u>Market Value</u>
Investments under the direction of the City:							
Local Agency Investment Funds	State of California	0.203%	31-Oct-21	Demand	\$ (567,248.75)	(567,248.75)	(567,248.75)
Local Bank Checking Accounts	U.S. Bank	n/a	31-Oct-21	Demand	(33,423.75)	(33,423.75)	(33,423.75)
Total Unaudited Investments under the direction of the City					\$ (600,672.50)	\$ (600,672.50)	\$ (600,672.50)

I certify that this investment portfolio is in compliance with the statement of investment policy of the City of Hesperia and the investment program provides sufficient liquidity to meet expenditure requirements for the next six months, as required by the California Government Code sections 53646(b)(2) and (3), respectively.


Virginia Villaseñor, Senior Accountant

Hesperia Water District
Investment Report
Unaudited
October 31, 2021

ATTACHMENT 5

<u>Type of Investment</u>	<u>Issuer/ Institution</u>	<u>Interest Rate</u>	<u>Date of Purchase</u>	<u>Date of Maturity</u>	<u>Par Value at Maturity</u>	<u>Book Value</u>	<u>Market Value</u>	<u>Account Description</u>
---------------------------	--------------------------------	--------------------------	-----------------------------	-----------------------------	----------------------------------	-----------------------	-------------------------	--------------------------------

Investments under the direction of the City:


Local Agency Investment Funds	State of California	0.203%	31-Oct-21	Demand	\$ 23,006,298.19	\$ 23,006,298.19	23,006,298.19	
Local Bank Checking Accounts	U.S. Bank	n/a	31-Oct-21	Demand	1,355,589.86	1,355,589.86	1,355,589.86	
Total Unaudited Investments under the direction of the City					\$ 24,361,888.05	\$ 24,361,888.05	\$ 24,361,888.05	

Investments under the direction of fiscal agents:

Deposits - Workers' Comp	PERMA	n/a	31-Oct-21	n/a	832,144.65	832,144.65	832,144.65	GL 1352
Total Unaudited Investments under the direction of fiscal agents					\$ 832,144.65	\$ 832,144.65	\$ 832,144.65	

Please Note: All market value data is provided courtesy of the City's fiscal agent, US Bank.

I certify that this investment portfolio is in compliance with the statement of investment policy of the City of Hesperia and the investment program provides sufficient liquidity to meet expenditure requirements for the next six months, as required by the California Government Code sections 53646(b)(2) and (3), respectively.


 Virginia Villasenor, Senior Accountant