

City of Hesperia
Investment Report
Unaudited
June 30, 2019

ATTACHMENT 1

<u>Type of Investment</u>	<u>Institution/ Fiscal Agent</u>	<u>Interest Rate</u>	<u>Date of Purchase</u>	<u>Date of Maturity</u>	<u>Par Value at Maturity</u>	<u>Book Value</u>	<u>Market Value</u>	<u>Account Description</u>
Investments under the direction of the City:								
Local Agency Investment Funds	State of Calif.	2.428%	30-Jun-19	Demand	\$ 31,432,477.19	31,432,477.19	31,432,477.19	
Money Market	Bank of the West	1.610%	30-Jun-19	Demand	4,982,408.07	4,982,408.07	4,982,408.07	
Citizens Business Bank Checking	Citizens Bus Bank	n/a	30-Jun-19	Demand	1,061,961.09	1,061,961.09	1,061,961.09	
Total Unaudited Investments under the direction of the City					\$ 37,476,846.35	\$ 37,476,846.35	\$ 37,476,846.35	

Investments under the direction of fiscal agents:

2012 Lease Revenue Bonds	Union	1.950%	30-Jun-19	Demand	185.13	185.13	185.13	2012 - Water Rights Revenue Fund
2012 Lease Revenue Bonds	Union	1.950%	30-Jun-19	Demand	1,478,320.28	1,478,320.28	1,478,320.28	2012 - Water Rights Reserve Fund
2012 Lease Revenue Bonds	Union	3.230%	30-Jun-19	Demand	0.31	0.31	0.31	2012 - Water Rights Surplus Revenue Fund
2013 Refunding Lease Revenue Bonds	Union	1.940%	30-Jun-19	Demand	277.32	277.32	277.32	2005 Civic Plaza - Revenue Fund
2013 Refunding Lease Revenue Bonds	Union	1.950%	30-Jun-19	Demand	1,170,485.55	1,170,485.55	1,170,485.55	2005 Civic Plaza - Reserve Fund
2013 Refunding Lease Revenue Bonds	Union	3.230%	30-Jun-19	Demand	0.31	0.31	0.31	2005 Civic Plaza - Surplus Rev Fund
2014 CFD 2005-1 Refunding	Union	1.950%	30-Jun-19	Demand	69.22	69.22	69.22	2014 CFD 05-1 - Special Tax Fund
2014 CFD 2005-1 Refunding	Union	1.950%	30-Jun-19	Demand	96.93	96.93	96.93	2014 CFD 05-1 - Bond Fund
2014 CFD 2005-1 Refunding	Union	1.950%	30-Jun-19	Demand	1,441,835.22	1,441,835.22	1,441,835.22	2014 CFD 05-1 - Reserve Fund
2014 CFD 2005-1 Refunding	Union	1.950%	30-Jun-19	Demand	23,537.39	23,537.39	23,537.39	2014 CFD 05-1 Administrative Expense Bonds
Deposits - Workers' Comp	PERMA	n/a	30-Jun-19	n/a	1,009,986.43	1,009,986.43	1,009,986.43	GL 1352
Total Unaudited Investments under the direction of fiscal agents					\$ 5,124,794.09	5,124,794.09	5,124,794.09	

Please Note: All market value data is provided courtesy of the City's fiscal agents,
Union Bank of California & Bank of New York (BNY) Trust Company.

I certify that this investment portfolio is in compliance with the statement of investment policy of the City of Hesperia and the investment program provides sufficient liquidity to meet expenditure requirements for the next six months, as required by the California Government Code sections 53646(b)(2) and (3), respectively.

* Note: 2005 Certificates of Participation began in May 2005 for the financing of the Civic Plaza.



George Pirsko, Senior Financial Analyst

Investment Report**Unaudited****June 30, 2019**

<u>Type of Investment</u>	<u>Issuer/ Institution</u>	<u>Interest Rate</u>	<u>Date of Purchase</u>	<u>Date of Maturity</u>	<u>Par Value at Maturity</u>	<u>Book Value</u>	<u>Market Value</u>	<u>Account Description</u>
Investments under the direction of the City:								
Local Agency Investment Funds	State of Calif.	2.428%	30-Jun-19	Demand	\$ 7,583,354.86	\$ 7,583,354.86	7,583,354.86	
Money Market	Bank of the West	1.610%	30-Jun-19	Demand	1,202,048.70	1,202,048.70	1,202,048.70	
Citizens Business Bank Checking	Citizens Bus Bank	n/a	30-Jun-19	Demand	256,207.23	256,207.23	256,207.23	
Total Unaudited Investments under the direction of the City					\$ 9,041,610.79	\$ 9,041,610.79	\$ 9,041,610.79	

Investments under the direction of fiscal agents:

2018 Refunding Bonds	Union	0.000%	30-Jun-19	Demand	1.00	1.00	1.00	2018A & 2018B - Debt Service Account
2018 Refunding Bonds	Union	2.260%	30-Jun-19	Demand	15,970.67	15,970.67	15,970.67	2018A & 2018B - Interest Account
2018 Refunding Bonds	Union	0.000%	30-Jun-19	Demand	1.00	1.00	1.00	2018A & 2018B - Reserve Account
Total Unaudited Investments under the direction of fiscal agents					\$ 15,972.67	\$ 15,972.67	\$ 15,972.67	

**Please Note: All market value data is provided courtesy of the City's fiscal agent
Union Bank of California.**

I certify that this investment portfolio is in compliance with the statement of investment policy of the City of Hesperia and the investment program provides sufficient liquidity to meet expenditure requirements for the next six months, as required by the California Government Code sections 53646(b)(2) and (3), respectively.

* Note: The 2005 and 2007 Series Bonds were refinanced to 2018 Series Bonds in November 2018.



George Pirsko, Senior Financial Analyst

Hesperia Housing Authority

ATTACHMENT 3


Investment Report

Unaudited

June 30, 2019

<u>Type of Investment</u>	<u>Issuer/ Institution</u>	<u>Interest Rate</u>	<u>Date of Purchase</u>	<u>Date of Maturity</u>	<u>Par Value at Maturity</u>	<u>Book Value</u>	<u>Market Value</u>
Investments under the direction of the City:							
Local Agency Investment Funds	State of California	2.428%	30-Jun-19	Demand	\$ 4,383,539.68	4,383,539.68	4,383,539.68
Money Market	Bank of the West	1.610%	30-Jun-19	Demand	694,841.31	694,841.31	694,841.31
Citizens Business Bank Checking	Citizens Business Bank	n/a	30-Jun-19	Demand	148,099.95	148,099.95	148,099.95
Total Unaudited Investments under the direction of the City					\$ 5,226,480.94	\$ 5,226,480.94	\$ 5,226,480.94

I certify that this investment portfolio is in compliance with the statement of investment policy of the City of Hesperia and the investment program provides sufficient liquidity to meet expenditure requirements for the next six months, as required by the California Government Code sections 53646(b)(2) and (3), respectively.




George Pirsko, Senior Financial Analyst

Investment Report**Unaudited**June 30, 2019

<u>Type of Investment</u>	<u>Issuer/ Institution</u>	<u>Interest Rate</u>	<u>Date of Purchase</u>	<u>Date of Maturity</u>	<u>Par Value at Maturity</u>	<u>Book Value</u>	<u>Market Value</u>
Investments under the direction of the City:							
Local Agency Investment Funds	State of California	2.428%	30-Jun-19	Demand	\$ (727,300.14)	(727,300.14)	(727,300.14)
Money Market	Bank of the West	1.610%	30-Jun-19	Demand	(115,285.41)	(115,285.41)	(115,285.41)
Citizens Business Bank Checking	Citizens Business Bank	n/a	30-Jun-19	Demand	(24,572.18)	(24,572.18)	(24,572.18)
Total Unaudited Investments under the direction of the City					\$ (867,157.73)	\$ (867,157.73)	\$ (867,157.73)

I certify that this investment portfolio is in compliance with the statement of investment policy of the City of Hesperia and the investment program provides sufficient liquidity to meet expenditure requirements for the next six months, as required by the California Government Code sections 53646(b)(2) and (3), respectively.



George Pirsko, Senior Financial Analyst

Hesperia Water District
Investment Report
Unaudited
June 30, 2019

ATTACHMENT 5

<u>Type of Investment</u>	<u>Issuer/ Institution</u>	<u>Interest Rate</u>	<u>Date of Purchase</u>	<u>Date of Maturity</u>	<u>Par Value at Maturity</u>	<u>Book Value</u>	<u>Market Value</u>	<u>Account Description</u>
---------------------------	--------------------------------	--------------------------	-----------------------------	-----------------------------	----------------------------------	-----------------------	-------------------------	--------------------------------

Investments under the direction of the City:


Local Agency Investment Funds	State of California	2.428%	30-Jun-19	Demand	\$ 5,258,526.98	5,258,526.98	5,258,526.98	
Money Market	Bank of the West	1.610%	30-Jun-19	Demand	833,536.83	833,536.83	833,536.83	
Citizens Business Bank Checking	Citizens Business Bank	n/a	30-Jun-19	Demand	177,661.82	177,661.82	177,661.82	
Total Unaudited Investments under the direction of the City					\$ 6,269,725.63	\$ 6,269,725.63	\$ 6,269,725.63	

Investments under the direction of fiscal agents:

First American Treas - Money Market	US Bank	0.000%	30-Jun-19	Demand	9,076.16	9,076.16	9,076.16	98 A - 95453340
First American Treas - Money Market	US Bank	0.000%	30-Jun-19	Demand	31.81	32.81	31.81	98 A - 95453341
98 A Dep w/Trustee - Collateral	Bank of America	2.400%	30-Jun-19	Demand	1,880,000.00	1,880,000.00	1,880,000.00	GL 1319
Deposits - Workers' Comp	PERMA	n/a	30-Jun-19	n/a	531,769.34	531,769.34	531,769.34	GL 1352
Deposits w/Other Agencies	Various	n/a	30-Jun-19	n/a	0.00	0.00	0.00	GL 1350
Total Unaudited Investments under the direction of fiscal agents					\$ 2,420,877.31	\$ 2,420,878.31	\$ 2,420,877.31	

**Please Note: All market value data is provided courtesy of the City's fiscal agents
Bank of New York (BNY) Trust Company and US Bank.**

I certify that this investment portfolio is in compliance with the statement of investment policy of the City of Hesperia and the investment program provides sufficient liquidity to meet expenditure requirements for the next six months, as required by the California Government Code sections 53646(b)(2) and (3), respectively.



George Pirsko, Senior Financial Analyst