



City of Hesperia

---

# **CONSOLIDATED ANNUAL PERFORMANCE AND EVALUATION REPORT (CAPER)**

Program Year 2018-2019

DRAFT – September 17, 2019

Prepared by:



This page intentionally left blank.

## Table of Contents

|  |    |
|--|----|
| CR-05 - Goals and Outcomes.....  | 1  |
| CR-10 Racial and Ethnic Composition of (person/households/families) Assisted ..... | 6  |
| CR-15 Resources and Investments .....  | 7  |
| CR-20 Affordable Housing .....   | 10 |
| CR-25 Homeless and Other Special Needs .....                                       | 13 |
| CR-30 Public Housing .....   | 17 |
| CR-35 Other Actions.....   | 20 |
| CR-40 Monitoring.....  | 24 |
| CR-45 CDBG.....  | 26 |

## Appendices

|   |   |
|---|---|
| Appendix A – Public Notices.....                            | A |
| Appendix B – Summary of Citizen Participation Comments..... | B |
| Appendix C – IDIS Reports.....                              | C |

This page intentionally left blank.

## CR-05 - Goals and Outcomes

**Progress the jurisdiction has made in carrying out its strategic plan and its action plan.**

**91.520(a)**

This 2018-2019 Consolidated Annual Performance and Evaluation Report (CAPER) is the City of Hesperia's report to the U.S. Department of Housing and Urban Development (HUD) describing the use of federal Community Development Block Grant (CDBG) funds during the fourth program year of the 2015-2019 Consolidated Plan period, covering July 1, 2018 to June 30, 2019.

The City receives CDBG funds from HUD on a formula basis each year, and in turn, implements projects and also awards grants and loans to nonprofit, for-profit or public organizations for projects in furtherance of the adopted Consolidated Plan. The CDBG program generally provides for a wide range of eligible activities for the benefit of low- and moderate-income Hesperia residents.

For the 2018-2019 program year, the City received \$1,033,182 of CDBG funds. This investment of CDBG funds was a catalyst for positive change in the community. Together with other federal, state and local investments, HUD resources allowed the City and its partners to:

- Provide fair housing and landlord tenant mediation services to 561 residents
- Complete the reconstruction of streets encompassed in the City's 2017-2018 Street Improvement Project that benefited approximately 5,310 residents
- Commence the reconstruction of streets encompassed in the City's 2018-2019 Street Improvement Project that will benefit approximately 965 residents (project anticipated to be completed during the first quarter of the 2019-2020 program year)

**Table 1** provides a summary of the five-year and fourth-year accomplishments for the period ending June 30, 2019, arranged by each of the Strategic Plan Goals included in the 2015-2019 Strategic Plan of the Consolidated Plan.

**Comparison of the proposed versus actual outcomes for each outcome measure submitted with the consolidated plan and explain, if applicable, why progress was not made toward meeting goals and objectives. 91.520(g)**

Categories, priority levels, funding sources and amounts, outcomes/objectives, goal outcome indicators, units of measure, targets, actual outcomes/outputs, and percentage completed for each of the grantee's program year goals.

**Table 1 - Accomplishments – Program Year & Strategic Plan to Date**

| Goal                  | Category                          | 2018-2019 Amount  | Indicator  | Unit of Measure     | Expected – 5-Yr. Strategic Plan | Actual – Strategic Plan | Percent Complete | Expected Program Year | Actual Program Year | Percent Complete |
|-----------------------|-----------------------------------|-------------------|--|---------------------|---------------------------------|-------------------------|------------------|-----------------------|---------------------|------------------|
| Economic Opportunity  | Non-Housing Community Development | CDBG: \$220,000   | Facade treatment/business building rehabilitation                        | Businesses Assisted | 5                               | 0                       | 0.00%            | 3                     | 0                   | 0.00%            |
| Fair Housing Services | Affordable Housing                | CDBG: \$15,000.00 | Public service activities other than Low/Moderate Income Housing Benefit | Persons Assisted    | 3,500                           | 2,628                   | 75.1%            | 212                   | 561                 | 264.6%           |

| Goal  | Category                          | 2018-2019 Amount | Indicator   | Unit of Measure  | Expected – 5 Yr. Strategic Plan | Actual – Strategic Plan | Percent Complete | Expected Program Year | Actual Program Year | Percent Complete |
|---|-----------------------------------|------------------|---|------------------|---------------------------------|-------------------------|------------------|-----------------------|---------------------|------------------|
| Neighborhood and Infrastructure Improvement | Non-Housing Community Development | CDBG: \$606,546  | Public Facility or Infrastructure Activities other than Low/Moderate Income Housing Benefit | Persons Assisted | 90,000                          | 51,970                  | 57.7%            | 1,000                 | 5,310               | 531.0%           |
| CDBG Administration                         | All                               | CDBG: \$191,636  | Fund the needs of the administration to run the CDBG Program                                | N/A              | N/A                             | N/A                     | N/A              | N/A                   | N/A                 | N/A              |

**Assess how the jurisdiction's use of funds, particularly CDBG, addresses the priorities and specific objectives identified in the plan, giving special attention to the highest priority activities identified.**

During the program year, the City and its housing and community development partners made progress on several 2018-2019 activities as well as some multi-year activities that continued during the program year. All CDBG funded activities addressed specific high priority objectives identified in the 2015-2019 Consolidated Plan.

Through City leveraged dollars under the Community Assistance Program (CAP), the City was able to fund a total of 16 public service agencies who provided services including but not limited to food banks, senior/disabled adult services, shelter and shelter services and veteran services. Together these agencies were able to provide assistance to a total of 2,273 City residents. The City's fair housing and landlord tenant mediation service provider, Inland Fair Housing and Mediation Board (IFHMB), was able to provide services to a total of 561 unduplicated City residents (79 Fair Housing and 482 Landlord Tenant Mediation). The City's procurement efforts proved to be a success with the completion of the 2017-2018 Street Improvement Project which provided a benefit to 5,310 unduplicated residents. Lastly, the City was able to commence and complete a majority of the construction on the 2018-2019 Street Improvement Project with the project anticipated to be completed during the first quarter of the 2019-2020 program year. The completion of project will provide assistance to a total of 965 unduplicated residents.

The majority of CDBG funds were allocated to public facilities and infrastructure improvement activities to benefit low- and moderate-income neighborhoods and provide disabled access. Key accomplishments included the completion of the 2017-2018 Street Improvement Project as well as the commencement of the 2018-2019 Street Improvement Project which will address barriers to accessibility to a number of residents throughout the City.

Each of the activities that were underway during the 2018-2019 program year are listed in **Figure 1**, including the amount of CDBG funds allocated to the activity and the amount spent as of June 30, 2019. **Figure 2** provides the numeric accomplishment goal and the amount accomplished as of June 30, 2019.

Figure 1 – Use of CDBG Funds

| Strategic Plan Goal / Activity  | Source | Allocation            | Spent through 6/30/19 | Percent Spent  |
|---|--------|-----------------------|-----------------------|----------------|
| <b>1. Economic Opportunity</b>  |        |                       |                       |                |
| 2017 Downtown Revitalization Comm. Façade Imp. Program  | CDBG   | \$84,490.00           | \$0.00                | 0.00%          |
| 2018 Downtown Revitalization Comm. Façade Imp. Program  | CDBG   | \$220,000.00          | \$0.00                | 0.00%          |
| <b>Subtotal</b>   |        | <b>\$304,490.00</b>   | <b>\$0.00</b>         | <b>0.00%</b>   |
| <b>2. Fair Housing Services (Admin CAP)</b>   |        |                       |                       |                |
| 2018 Inland Fair Housing and Mediation Board (IFHMB)  | CDBG   | \$15,000.00           | \$15,000.00           | 100.00%        |
| <b>Subtotal</b>   |        | <b>\$15,000.00</b>    | <b>\$15,000.00</b>    | <b>100.00%</b> |
| <b>3. Neighborhood Preservation and Infrastructure Improvements</b>                             |        |                       |                       |                |
| 2017 Street Improvement Project   | CDBG   | \$1,368,347.14        | \$1,368,347.14        | 100.00%        |
| 2018 Street Improvement Project*  | CDBG   | \$1,006,000.00        | \$345,834.58          | 34.38%         |
| <b>Subtotal</b>   |        | <b>\$2,374,347.14</b> | <b>\$1,714,181.72</b> | <b>72.20%</b>  |
| <b>4. CDBG Administration (Admin CAP)</b>   |        |                       |                       |                |
| 2018 CDBG Program Administration  | CDBG   | \$191,636.00          | \$57,553.84           | 30.03%         |
| <b>Subtotal</b>   |        | <b>\$191,636.00</b>   | <b>\$57,553.84</b>    | <b>30.03%</b>  |
| <b>Total for all Goals:</b>   |        | <b>\$2,885,473.14</b> | <b>\$1,786,735.56</b> | <b>61.92%</b>  |
| * Budget increased through Amendments and Substantial Amendments, 18/19 allocation of \$606,546 |        |                       |                       |                |

Figure 2 – Program Year Accomplishments by Strategic Plan Goal

| Strategic Plan Goal / Activity  | Unit of Measure | Expected    | Actual      | % Complete     |
|---|-----------------|-------------|-------------|----------------|
| <b>1. Economic Opportunity</b>  |                 |             |             |                |
| 2017 Downtown Revitalization Comm. Façade Imp. Program  | Businesses      | 2           | 0           | 0.00%          |
| 2018 Downtown Revitalization Comm. Façade Imp. Program  | Businesses      | 3           | 0           | 0.00%          |
| <b>Subtotal</b>   |                 | <b>5</b>    | <b>0</b>    | <b>0.00%</b>   |
| <b>2. Fair Housing Services (Admin CAP)</b>   |                 |             |             |                |
| 2018 Inland Fair Housing and Mediation Board (IFHMB)  | People          | 212         | 561         | 264.62%        |
| <b>Subtotal</b>   |                 | <b>212</b>  | <b>561</b>  | <b>264.62%</b> |
| <b>3. Neighborhood Preservation and Infrastructure Improvements</b>                                   |                 |             |             |                |
| 2017 Street Improvement Project   | People          | 1000        | 5310        | 531.00%        |
| 2018 Street Improvement Project*  | People          | 1000        | 0           | 0.00%          |
| <b>Subtotal</b>   |                 | <b>2000</b> | <b>5310</b> | <b>265.50%</b> |
| <b>4. CDBG Administration (Admin CAP)</b>   |                 |             |             |                |
| 2018 CDBG Program Administration  | N/A             | N/A         | N/A         | N/A            |
| * 65% of construction completed during 18/19 PY, completion date will be in first quarter of 19/20 PY |                 |             |             |                |

**CR-10 - Racial and Ethnic composition of families assisted**

Describe the families assisted (including the racial and ethnic status of families assisted).

91.520(a)

**Table 2 – Table of assistance to racial and ethnic populations by source of funds**

| Race/Ethnicity                            | CDBG |
|---|------|
| White                                     | 419  |
| Black or African American                 | 118  |
| Asian                                     | 6    |
| American Indian or American Native        | 6    |
| Native Hawaiian or Other Pacific Islander | 0    |
| Other                                     | 12   |
| <b>Total</b>                              |      |
| Hispanic                                  | 266  |
| Not Hispanic                              | 295  |

*Table does not account for 5,310 residents for 17/18 Street Imp. Project, data not available*

**Narrative**

**Table 2** provides an aggregate of race and ethnicity data for persons and households served during the program year based on accomplishment data from all CDBG activities reported in HUD's Integrated Disbursement and Information System (IDIS). For more detailed demographic information by project or activity, refer to reports PR-03 in **Appendix C**.

Based on the information in **Table 2**, a diverse array of persons and households benefitted from CDBG funded housing, public facilities or public service projects during the program year.

**CR-15 - Resources and Investments 91.520(a)****Identify the resources made available****Table 3 – Resources Made Available**

| Source of Funds | Resources Made Available | Amount Expended During Program Year |
|-----------------|--------------------------|-------------------------------------|
| CDBG            | \$1,049,793.50           | \$491,468.28                        |

**Narrative**

The federal, state, local and private resources available for the implementation of projects during the 2018-2019 program year are identified in **Table 3**. The CDBG resources include \$1,033,182 of CDBG formula grant funds to be allocated to projects in the 2018-2019 Action Plan.

**Identify the geographic distribution and location of investments****Table 4 – Identify the geographic distribution and location of investments**

| Target Area                         | Planned Percentage of Allocation | Actual Percentage of Allocation | Narrative Description  |
|-------------------------------------|----------------------------------|---------------------------------|--|
| CDBG Low- and Moderate-Income CT/BG | 59%                              | 0.00%                           | 18/19 Street Improvement Project<br><br>At the end of June 30, 2019, a total of \$0.00 of 18/19 PY funds were drawn, however, all funds are anticipated to be drawn by the first quarter of the 19/20 program year |
| Citywide                            | 41%                              | 2.64%                           | CDBG Admin and Fair Housing Services<br><br>At the end of June 30, 2019, a total of \$27,231.55 of 18/19 PY funds were drawn   |

**Narrative**

For the 2018-2019 program year, the City allocated \$606,456 of CDBG funds to Public Facilities and Infrastructure activities designed to benefit the Low-and Moderate-Income Areas, representing 59 percent of the City's total CDBG investment for the 2018-2019 program year. At the end of June 30, 2019, the City was able to draw a total of \$27,231.55 of 2018-2019 program year funds.

## **Leveraging**

**Explain how federal funds leveraged additional resources (private, state and local funds), including a description of how matching requirements were satisfied, as well as how any publicly owned land or property located within the jurisdiction that were used to address the needs identified in the plan.**

To address housing and community development needs in Hesperia, the City leverages its CDBG entitlement grant with a variety of funding resources in order to maximize the effectiveness of available funds such as appropriate state, local and private resources. The City and its subrecipients were able to leverage approximately \$364,186 of additional funds to address identified needs in the plan. Other examples of funds that were leveraged but difficult to account include but are not limited to those listed below:

### **Federal Resources**

- Continuum of Care (CoC) Program
- HUD Veterans Affairs supportive Housing (HUD-VASH)
- Supportive Housing for the Elderly (Section 202)
- Supportive Housing for Persons with Disabilities (Section 811)
- Housing Opportunities for Persons with AIDS (HOPWA)
- Youthbuild
- Federal Low-Income Housing Tax Credit Program
- Department of Transportation Grants
- Department of Energy Grants
- Federal Highway Administration

### **State Resources**

- State Low-Income Housing Tax Credit Program
- Building Equity and Growth in Neighborhoods Program (BEGIN)
- CalHome Program
- Multifamily Housing Program (MHP)
- Housing Related Parks Grant
- CalHFA Single and Multi-Family Program
- Mental Health Service Act (MHSA) Funding
- Prop 47 – Board of State & Community Corrections
- Justice Assistance Grant (JAG) Program
- Homeless Emergency Aid Program (HEAP)

### **Local Resources**

- San Bernardino County Homeless Partnership (SBCHP)
- Housing Authority of the County of San Bernardino (HACSB)
- Southern California Home Financing Authority (SCHFA) Funding
- San Bernardino County Continuum of Care Program
- General Fund

### **Private Resources**

- Federal Home Loan Bank Affordable Housing Program (AHP)
- Community Reinvestment Act Programs
- United Way Funding
- Private Contributions

### **Matching Requirements**

The CDBG regulations do not require a match contribution; however, the City encourages its awarded departments and agencies to leverage the CDBG funding to further aid in the assistance provided to its residents. As an example, the City leverages general fund dollars through its Community Assistance Program (CAP) to award public service agencies in the administration of programs including but not limited to shelter services, food banks, senior services and legal aid services. The City of Hesperia does not receive HOME or ESG funds as part of its allocation. The amount of matching funds is therefore not applicable for the 2018-2019 CAPER.

### **Publicly Owned Land or Property**

The City did not have any publicly owned land or property located within the jurisdiction that was used to address the needs identified in the plan under the CDBG program. The City did however rent out properties (obtained and owned by the City through the NSP program) to eligible low- and moderate-income applicants.

**CR-20 - Affordable Housing 91.520(b)**

Evaluation of the jurisdiction's progress in providing affordable housing, including the number and types of families served, the number of extremely low-income, low-income, moderate-income, and middle-income persons served.

**Table 5- Number of Households**

|  | <b>One-Year Goal</b> | <b>Actual</b> |
|--|----------------------|---------------|
| Number of homeless households to be provided affordable housing units      | 0                    | 0             |
| Number of non-homeless households to be provided affordable housing units  | 0                    | 0             |
| Number of special-needs households to be provided affordable housing units | 0                    | 0             |
| <b>Total</b>   | <b>0</b>             | <b>0</b>      |

**Table 6 - Number of Households Supported**

|  | <b>One-Year Goal</b> | <b>Actual</b> |
|--|----------------------|---------------|
| Number of households supported through rental assistance                 | 0                    | 0             |
| Number of households supported through the production of new units       | 0                    | 0             |
| Number of households supported through the rehab of existing units       | 0                    | 0             |
| Number of households supported through the acquisition of existing units | 0                    | 0             |
| <b>Total</b>   | <b>0</b>             | <b>0</b>      |

**Discuss the difference between goals and outcomes and problems encountered in meeting these goals.**

The City continued its conscious effort to streamline the CDBG program during the 2018-2019 program year. At the point of adoption of the 2018-2019 Action Plan on April 3, 2018, the City anticipated working on only four (4) activities. Throughout the program year, the City did not come across many obstacles in meeting its goals. The City was able to commence and complete approximately 65% of its 2018-2019 Street Improvement Project, with an overall anticipated completion date to take place during the first quarter of the 2019-2020 program year. In addition, the City worked diligently to prepare and complete its Program Guidelines for its Downtown Revitalization Commercial Façade Improvement Program. With the completion of these Program Guidelines, the City is optimistic that impletion of the program will commence during the second quarter of the 2019-2020 program year.

**Discuss how these outcomes will impact future annual action plans.**

Due to the City's need to improve infrastructure due to the increase in rain distribution during the 2018-2019 program year, the City anticipates investing CDBG funds to address improving infrastructure through its 2019-2020 Street Improvement Project. In an effort to meet its five-year goal for Economic Opportunities, the City has awarded funds to its Downtown Revitalization Commercial Façade Improvement Program which will provide eligible business owners with grants/loans for façade and ADA type improvements. This program will increase job opportunities as well as business retention. The City has taken into consideration the needs for housing preservation in its community and has expressed its interest in the continuation of funding for its EEMR and HRLP programs in future years.

**Include the number of extremely low-income, low-income, and moderate-income persons served by each activity where information on income by family size is required to determine the eligibility of the activity.**

**Table 7 – Number of Persons Served**

| <b>Number of Persons Served</b> | <b>CDBG Actual</b> |
|---------------------------------|--------------------|
| Extremely Low-income            | 0                  |
| Low-income                      | 0                  |
| Moderate-income                 | 0                  |
| <b>Total</b>                    | <b>0</b>           |

**Narrative Information**

The 2015-2019 Consolidated Plan - Strategic Plan identified high priority affordable housing needs including preserving the supply of affordable housing units for low-mod income residents. The City did not allocate funds during the 2018-2019 program year to its EEMR or RRLP programs as it had previously met its five-year goal of preserving affordable housing. Therefore, the City did not assist any extremely low-income, low-income or moderate-income owner-occupied properties during the 2018-2019 program year. To address what HUD defines as "worst case housing need" – low-income residents who pay more than 50 percent of their income for housing costs – the City utilizes Neighborhood Revitalization Program (NSP) funds from HUD to provide rental affordable housing assistance to eligible residents. In an effort to meet the Section 215 definition of affordable housing, the City defines affordable rents as follows:

- For low income households, 30 percent of 50 percent of the area median income adjusted for family size appropriate for the unit, less an allowance for tenant paid utilities, divided by 12.
- For moderate income households, 30 percent of 60 percent of the area median income adjusted for family size appropriate for the unit, less allowance for tenant paid utilities.
- For middle income households, 30 percent of 110 percent of the area median income adjusted for family size appropriate for the unit, less allowance for tenant paid utilities.

In addition, the City works collectively with the Housing Authority of the County of San Bernardino (HACSB) by providing residents with educational pamphlets and workshops on the County's affordable housing programs. The City did not provide Homeownership Assistance during the 2018-2019 program, but during the next Consolidated Plan cycle, the City will look at potentially programming funds into its own homeownership program. However, with the rise in sales prices, the City has found it difficult to provide sufficient funding to eligible households to help "cover the gap" in financing to allow for a more economical first mortgage payment. Lastly, the City is proud to announce the completion of its affordable housing senior complex (funded with non-HUD dollars), The Villas 55+, during the 2017-2018 program year. This development went to foster and maintain affordable housing for its ever-growing older population during the 2018-2019 program year.

**CR-25 - Homeless and Other Special Needs 91.220(d, e); 91.320(d, e); 91.520(c)**

**Evaluate the jurisdiction's progress in meeting its specific objectives for reducing and ending homelessness through:**

**Reaching out to homeless persons (especially unsheltered persons) and assessing their individual needs**

Preventing and ending homelessness is a HUD priority addressed nationally through coordination of regional strategies carried out locally by government agencies and a wide variety of community-based organizations and faith-based groups. Consistent with this approach, the City of Hesperia supports the efforts of the San Bernardino County Continuum of Care (CoC) and its member organizations that address homelessness throughout San Bernardino County and HUD's collaboration with other federal, state and local agencies implementation of the "Opening Doors: Federal Strategic Plan to Prevent and End Homelessness". In alignment with these strategies, the City has allocated general fund dollars to support local service providers, Family Assistance Program and High Desert Homeless Services, Inc. as well as multiple Food Bank/Pantry service providers with programs to prevent homelessness and to preserve the supply of affordable housing in Hesperia for low- and moderate-income residents.

By order of the Board of Supervisors in September 2007, the San Bernardino County Homeless Partnership (SBCHP) was formed to provide a more focused approach to issues of homelessness within the County. SBCHP was developed to promote a strong collaboration between agencies to direct the planning, development, and implementation of the County's 10-year Strategy to end chronic homelessness. According to the Ten-Year Plan to End Homelessness in San Bernardino County adopted in June 2009 (Ten-Year Plan) and the three-year evaluation of the 2009-2019 10-Year Strategy adopted April 2013, the CoC is implementing several regional strategies that will enhance local coordination to more effectively assist people in need with an emphasis on "Housing First" and "Opening Doors". To more rapidly identify and assess people experiencing homelessness, the CoC has created a regional homeless access center, the Coordinated Entry System (CES) that offers fully coordinated systems of outreach and will facilitate universal assessment, intake, referral and transportation to resources. The CoC has also developed resources of information (such as 2-1-1) to better serve individuals who are homeless or at risk of becoming homeless. In addition, the CoC is working to implement a database using real time information from intake and assessment that is housed in the Homeless Management Information System (HMIS). Collectively these strategies will help minimize duplication of effort and better connect the most vulnerable individuals and families, chronically homeless, and people at risk of becoming homeless to appropriate resources.

Since the adoption of the Ten-Year Plan in 2009, the CoC has taken initial steps toward fully coordinated systems of outreach and assessment. The CoC completed the inventory of existing access centers in San Bernardino County noting the locations of each access center. The CoC also conducts informational outreach presentations concerning homelessness in San Bernardino County throughout the community. In August 2009 the 10-Year Strategy to End Homelessness established the Interagency Council on Homelessness (ICH) as a policy making body for the Homeless Provider Network (HPN). ICH, HPN and the Office of Homeless Services work together to ensure that the recommendations listed in the County's 10-Year Strategy to End Homelessness are realized.

Released in 2010 and later amended in 2015, "Opening Doors: Federal Strategic Plan to Prevent and End Homelessness" is a comprehensive agenda to prevent and end homelessness, with four core goals as its focal point: 1) finish the job of ending chronic homelessness by 2017; 2) prevent and end homelessness among veterans by 2015; 3) prevent and end homelessness for families, youth, and children by 2020; and 4) set a path to ending all types of homelessness.

As a testament of all the efforts completed by the County and HUD, the number of individuals experiencing chronic homelessness increased slightly by two percent from 2017 to 2018 but is 26 percent lower than it was in 2007; veteran homelessness decreased by 5 percent from 2017 to 2018 and dropped by 48 percent since 2009; homelessness in families with children continued to decline by two percent from 2017 to 2018 with an overall decrease of 23 percent from 2007 to 2018, according to HUD's 2018 Annual Homelessness Assessment Report (AHAR) to Congress.

### **Addressing the emergency shelter and transitional housing needs of homeless persons**

The ultimate solution to ending homelessness is transitional to permanent housing closely aligned with supportive services that ensure housing stability can be maintained. However, because the demand for affordable housing far outpaces the region's supply, the CoC continues to rely on its emergency and transitional housing system in order to address the immediate needs of San Bernardino County's homeless population.

Under the Ten-Year Plan, the CoC is improving the efficacy of emergency shelters and the access system including their seasonal emergency shelters and the County's three (3) Cold Weather Shelter facilities, the closest being located in the City of Victorville. In 2013, the CoC and County identified \$4.5 million in local funds to support the development of year-round emergency shelters and multi-service centers in San Bernardino County.

For transitional housing, the Ten-Year Plan recognizes a need to maintain a level of transitional housing for the target populations that benefit most from a staged approach to housing, such as mentally ill and chronically homeless individuals. While the CoC continues to support transitional housing in special circumstances, the CoC is currently examining ways to shorten stays in emergency shelters and transitional housing so that resources may be more directed towards programs providing assistance with the emphasis of the “Housing First” model and low barrier approach for chronically homeless individuals and families and rapid rehousing and low barrier approach for non-chronic homeless individuals and families to help obtain and maintain permanent affordable housing. The County further stresses the importance of increasing the number of permanent supportive housing units in order to meet the needs of those homeless persons with disabling conditions.

**Helping low-income individuals and families avoid becoming homeless, especially extremely low-income individuals and families and those who are: likely to become homeless after being discharged from publicly funded institutions and systems of care (such as health care facilities, mental health facilities, foster care and other youth facilities, and corrections programs and institutions); and, receiving assistance from public or private agencies that address housing, health, social services, employment, education, or youth needs**

An individual or family is considered to be at-risk of becoming homeless if it experiences extreme difficulty maintaining their housing and has no reasonable alternatives for obtaining subsequent housing. Homelessness often results from a complex set of circumstances that require people to choose between food, shelter and other basic needs. Examples of common circumstances that can cause homelessness include eviction, loss of income, insufficient income, disability, increase in the cost of housing, discharge from an institution, irreparable damage or deterioration to housing, and fleeing from family violence.

The most effective and cost-efficient means to addressing homelessness is to prevent episodes of homelessness from occurring in the first place. San Bernardino County’s current CoC system encourages services aimed at reducing incidences of homelessness, including:

- Emergency Rental (Rapid Rehousing assistance) and Utility Assistance: Short-term financial assistance to prevent eviction and utility shut-off.
- Credit Counseling: Financial counseling and advocacy to assist households to repair credit history.
- Legal/Mediation Services: Tenant-landlord legal/mediation services to prevent eviction.
- Food Banks and Pantries: Direct provision of food, toiletries and other necessities.
- Transportation Assistance: Direct provision of bus vouchers and other forms of transportation assistance.

- Clothing Assistance: Direct provision of clothing for needy families and individuals.
- Prescription/Medical/Dental Services: Direct provision of prescription, medical and dental services.
- Workforce Development: Direct provision of job training services designed to develop and enhance employment skills, as well as to help clients secure and retain living wage jobs.
- Information & Referral Services: Direct provision of 24-hour/7-days-a-week call center services to provide health and human service information to at-risk populations.
- Recuperative care for homeless individuals who become ill or injured.

**Helping homeless persons (especially chronically homeless individuals and families, families with children, veterans and their families, and unaccompanied youth) make the transition to permanent housing and independent living, including shortening the period of time that individuals and families experience homelessness, facilitating access for homeless individuals and families to affordable housing units, and preventing individuals and families who were recently homeless from becoming homeless again**

In support of the CoC's effort, the City's Consolidated Plan - Strategic Plan and Annual Action Plans call for the use of CDBG and leveraged City funds to support activities implemented by local nonprofit organizations that provide services to help prevent and eliminate homelessness, including families at risk of homelessness, veterans, victims of domestic violence and emancipated foster youth. The City also leveraged CDBG funds throughout the 2015-2019 Consolidated Plan period to preserve the supply of affordable housing in Hesperia through Housing Authority funds and the City's EEMR and HRLP programs.

In addition, efforts are underway at the regional level to shorten the period of time that individuals and families experience homelessness and to prevent individuals and families who were recently homeless from becoming homeless again. The 2-1-1 regularly works with public service agencies to analyze the resources and funding being used to operate transitional housing programs and consider how these resources could be used more in alignment with the best practices (i.e. rapid re-housing and permanent housing) for ending homelessness with the emphasis of the "Housing First" model. Many transitional housing providers are working to End Homelessness, to evaluate strategies to lower program threshold requirements, and improve outcomes including shorter shelter stays and more rapid transitions to permanent housing. The County also encourages the importance of increasing the number of permanent supportive housing units within its jurisdiction and increase in rapid rehousing assistance which helps individuals and families quickly exit homelessness to permanent housing without any preconditions for obtaining assistance (such as employment, income, absence of criminal record, or sobriety).

## **CR-30 - Public Housing 91.220(h); 91.320(j)**

### **Actions taken to address the needs of public housing**

The City of Hesperia Housing Authority was formed on April 5, 2011 under State of California Housing Authority Law to actively improve existing neighborhoods and develop affordable housing opportunities using local, state and federal resources. The Hesperia Housing Authority does not administer Section 8 and does not own HUD Public Housing; however, the City is within the service area of the Housing Authority of the County of San Bernardino (HACSB) for the purposes of Section 8 and Public Housing.

During the 2018-2019 program year, HACSB continued providing housing and public services to existing residents of HUD Public Housing units and HACSB-owned affordable housing units. HACSB was able to assist a total of 250 families through its Voucher Rental Assistance Program. To enhance the quality of HUD Public Housing units, HACSB has been working towards converting existing HUD Public Housing units currently under HACSB's management and control to Section 8 units as part of HUD's Rental Assistance Demonstration (RAD) program. By the end of 2018, 1,040 public housing units were converted under RAD and the remaining 208 public housing units will be converted in 2019 (HACSB 2018 Annual Report).

In 2017, HACSB partnered with the Upland Housing Authority (UHA) and requested permission from HUD to transfer the UHA's Housing Choice Voucher and Public Housing Programs. As of July 1, 2017, HUD approved all housing assistance services provided by UHA to be transferred to HACSB protecting housing assistance for approximately 722 families. The successful transfer preserved much-needed affordable housing in San Bernardino County, protected families receiving assistance, enhanced services and resources to former UHA families, and bolstered regional efforts to streamline and provide affordable housing to families in need, (HACSB 2018 Annual Report).

HACSB continues to maintain and expand the supply of affordable housing units in the City of Hesperia and throughout San Bernardino County through its partnerships with the State of California and San Bernardino County Department of Community Development and Housing.

In the fall of 2017, HACSB celebrated the grand opening of the Olive Meadow Affordable Housing Community, consisting of 62 high-quality affordable homes representing the first phase of the Arrowhead Grove Housing Community Revitalization Project (formerly the Waterman Gardens Affordable Housing Community Project).

In 2018, the Arrowhead Grove Housing Community Revitalization Project was awarded \$20 million in Affordable Housing and Sustainable Communities (AHSC) program funds, \$55 million

in tax-exempt bond allocations and \$22.5 million in low-income tax credits. The new construction will provide 184 mixed-income family apartments comprised of 147 affordable one- to four-bedroom family units, 35 market-rate units and 2 units for property managers, (HACSB 2018 Annual Report).

By the end of 2018, HACSB received permit approvals for the conversion of the Golden Apartments and Desert Haven properties in San Bernardino. The 21 two-story, two-bedroom apartments at Golden Apartments in San Bernardino will be converted into 37 one-bedroom flats for the chronically homeless. Similarly, the 61 rooms at Desert Haven in Victorville will be converted to 24 one-bedroom apartments and seven studio units for the chronically homeless. Both developments will utilize the Housing First approach to help residents become self-sufficient, (HACSB 2018 Annual Report).

In 2019, HACSB expects to assist the Related Companies with project-based vouchers to support the third and final phase of construction of 98 units at the Bloomington affordable housing site, (HACSB 2018 Annual Report).

In 2019, HACSB and affiliate nonprofit Housing Partners I, Inc. will be working with ONXY Architects to complete construction documents for the 104-unit second phase of affordable family units at the Valencia Grove site in Redlands, (HACSB 2018 Annual Report).

### **Actions taken to encourage public housing residents to become more involved in management and participate in homeownership**

HACSB encourages residents to be actively involved in the community and in the management of public housing developments through resident councils and numerous opportunities for feedback such as community meetings and surveys. The HACSB and the City of Hesperia also actively encourage and promote public housing residents to explore homeownership opportunities and programs through HACSB's Homeownership Assistance Program targeted at current residents. HACSB also encourages and supports residents in participating in homebuyer counseling programs and recommends residents use the family self-sufficiency escrow account to save money towards homeownership. Under the Family Self-Sufficiency Program (FSS) participants develop a five-year training and service plan that outlines the steps to become employed, increase their earnings, and become independent of government assistance. Upon graduation of the FSS program, graduates are allowed to use the escrow account funds towards a homeownership (HACSB 2018 Annual Report).

Under the Housing Authorities Homeownership Assistance Program, families are provided mortgage assistance for up to 15 years for working families and up to 30 years for disabled families. A total of 245 families have become homeowners through the program since 2002 (HACSB 2018 Annual Report).

The City of Hesperia also provides a number of resources on services for foreclosure prevention and counseling.

**Actions taken to provide assistance to troubled PHAs**

Not applicable. HACSB is considered a High Performing PHA.

### **CR-35 - Other Actions 91.220(j)-(k); 91.320(i)-(j)**

**Actions taken to remove or ameliorate the negative effects of public policies that serve as barriers to affordable housing such as land use controls, tax policies affecting land, zoning ordinances, building codes, fees and charges, growth limitations, and policies affecting the return on residential investment. 91.220 (j); 91.320 (i)**

Based on information gathered during community meetings, the Consolidated Plan Needs Assessment Survey, the 2013-2021 Housing Element and market analysis, the primary barriers to affordable housing in Hesperia, as well as throughout California, are housing affordability and the lack of monetary resources necessary to develop and sustain affordable housing. The two (2) barriers are related in the sense that demand for affordable housing exceeds the supply and insufficient resources are available to increase the supply of affordable housing to meet demand.

To address housing affordability and the lack of monetary resources for affordable housing, the 2015-2019 Consolidated Plan - Strategic Plan calls for the investment of a significant portion of CDBG funds for the rehabilitation and preservation of 65 existing affordable housing units throughout the combined five years. Although the City no longer has access to Redevelopment Housing Set-Aside funds, the City will continue to leverage its CDBG funds to attract private and other available public resources. This strategy will increase the supply of affordable housing and preserve existing affordable housing in the City.

### **Actions taken to address obstacles to meeting underserved needs. 91.220(k); 91.320(j)**

The primary obstacles to meeting the underserved needs of low- and moderate-income people include lack of funding from federal, state and other local sources, the high cost of housing that is not affordable to low-income people and the lack of availability of home improvement financing in the private lending industry. To address these obstacles, the City invested CDBG funds through the 2018-2019 Action Plan and leveraged funds in projects that provide public and neighborhood services to low- and moderate-income people and those with special needs, and programs that prevent homelessness. To address underserved needs, the City allocated 100 percent of its non-administrative CDBG percent of its investments for program year 2018-2019 to projects and activities that benefit low- and moderate-income people.

### **Actions taken to reduce lead-based paint hazards. 91.220(k); 91.320(j)**

The Residential Lead Based Paint Hazard Reduction Act of 1992 (Title X) emphasizes prevention of childhood lead poisoning through housing-based approaches. This strategy requires the City to implement programs that protect children living in older housing from lead hazards.

Overall, the City has a relatively young housing stock, with 18,121 of the City's total housing units (70.7 percent) being built after 1979 according to ACS data. The remaining 7,510 units (29.3 percent) constructed before 1980 have the most potential risk to contain lead-based paint. In these units, the best way to have reasonable assurance that lead-based paint hazards are not present is to have the painted surfaces tested.

According to the City of Hesperia Housing Rehabilitation Loan Program, a typical lead-based paint screening survey costs approximately \$450. To reduce lead-based paint hazards, the City of Hesperia takes the following actions:

- Include lead testing and abatement procedures if necessary, in all residential rehabilitation activities for units built prior to January 1, 1978.
- Monitor the lead-poisoning data maintained by the San Bernardino County Department of Public Health (SBDPH). According to SBDPH, there were 4 incidents of Hesperia children with blood lead levels greater than 9.5 micrograms per deciliter, and a total of 5 documented cases with levels equal to or greater than 20 micrograms per deciliter from 2009-2013.
- Educate residents on the health hazards of lead-based paint through the use of brochures and encourage screening children for elevated blood-lead levels.
- Disseminate brochures about lead hazards through organizations such as Inland Fair Housing and Mediation Board (IFHMB).

**Actions taken to reduce the number of poverty-level families. 91.220(k); 91.320(j)**

The implementation of CDBG activities meeting the goals established in this Plan will help to reduce the number of poverty-level families by:

- Supporting activities that fulfill the HUD mandate to further fair housing choice through the provision of fair housing education, counseling, anti-discrimination and landlord-tenant mediation;
- Supporting public services through the non-profits funded by City leverage dollars (CAP Program) that serve the community's youth, seniors, families and those with special needs;
- Supporting a continuum of housing and public service programs to prevent and eliminate homelessness through City leveraged dollars (CAP Program); and
- Supporting activities that preserve and enhance neighborhood aesthetics and improve infrastructure to benefit low-and moderate-income residents of Hesperia.

In addition to these local efforts, mainstream state and federal resources also contribute to reducing the number of individuals and families in poverty. Federal programs such as the Earned Income Tax Credit and Head Start provide a pathway out of poverty for families who are ready to pursue employment and educational opportunities. Additionally, in California, the primary programs that assist families in poverty are CalWORKs, CalFresh (formerly food stamps) and Medi-Cal. Together, these programs provide individuals and families with employment assistance, subsidy for food, medical care, childcare and cash payments to meet basic needs such as housing, nutrition and transportation. Other services are available to assist persons suffering from substance abuse, domestic violence and mental illness.

**Actions taken to develop institutional structure. 91.220(k); 91.320(j)**

The institutional delivery system in Hesperia is high-functioning and collaborative—particularly the relationship between local government and the nonprofit sector comprised of a network of capable non-profit organizations that are delivering a full range of services to residents. Strong City departments anchor the administration of HUD grant programs and the housing and community activities that are implemented in the City. These are supported and enhanced through the City’s collaboration with nonprofit agencies receiving CAP (leveraged City funds) funds by ensuring that the needs of low- and moderate-income residents are met. The institutional delivery system is successfully being implemented as envisioned within the 2015-2019 Consolidated Plan and Strategic Plan.

**Actions taken to enhance coordination between public and private housing and social service agencies. 91.220(k); 91.320(j)**

To enhance coordination between public and private housing and social service agencies, the City will continue consulting with and inviting the participation of a wide variety of agencies and organizations involved in the delivery of housing and supportive services to low- and moderate-income residents in Hesperia—particularly the CDBG Target Areas. The City has also developed its Community Assistance Program (CAP) which utilizes City leveraged dollars to fund non-profits through less administratively restrictive funds to ensure its residents are provided the services they require.

**Identify actions taken to overcome the effects of any impediments identified in the jurisdictions analysis of impediments to fair housing choice. 91.520(a)**

The 2015 Analysis of Impediments to Fair Housing Choice (AI) adopted by the Hesperia City Council on April 7, 2015 included one (1) impediment that remained unresolved from the 2010-2014 AI and one (1) new impediment to fair housing choice. During the 2018-2019 program year, the City of Hesperia’s Economic Development Department worked directly with its fair

housing service provider, Inland Fair Housing and Mediation Board (IFHMB) on the impediments to affirmatively further fair housing choice through the implementation of recommendations contained within the Fair Housing Plan. The City advertises and promotes events providing fair housing services on the City's Webpage Events Calendar as well as makes Fair Housing brochures readily accessibility at City Hall. Through its fair housing workshops, IFHMB has been able to successfully educate tenants and landlords of their rights and responsibilities. In addition, the City has found that improvements pertaining to egress and ingress on older housing units are being made in compliance with the Americans with Disabilities Act (ADA) as well as new construction (The Villas, 55+).

## **CR-40 - Monitoring 91.220 and 91.230**

**Describe the standards and procedures used to monitor activities carried out in furtherance of the plan and used to ensure long-term compliance with requirements of the programs involved, including minority business outreach and the comprehensive planning requirements**

During the 2018-2019 program year, the City has limited the amount of activities it has funded to City run activities and fair housing services in an effort to streamline the City's CDBG program and ensure that CDBG funds are used efficiently and in compliance with applicable regulations. The City's Economic Development Department provides technical assistance to its fair housing service provider as well as other City departments at the beginning of the program year and monitors all activities throughout the program year to ensure benchmarks are met for continued compliance.

### **Technical Assistance**

To enhance compliance with federal program regulations, the City's Notice of Funding Availability (NOFA) paperwork provides detailed information regarding the City's Con Plan goals, program requirements and available resources for award. Subsequent to the approval of the Annual Action Plan, Subrecipient Agreements and Memorandums of Understandings (MOUs) are reviewed in detail with all parties to ensure overall activity compliance and to review the City's compliance procedures and requirements. Additionally, individualized technical assistance is provided on an as-needed basis throughout a program year.

### **Activity Monitoring**

All activities are monitored, beginning with a detailed review upon receipt of an application to determine eligibility, conformance with a National Objective and conformance with a Strategic Plan goal. This review also examines the proposed use of funds, eligibility of the service area, eligibility of the intended beneficiaries and likelihood of compliance with other federal requirements such as the National Environmental Policy Act, the System for Award Management (SAM) debarment list, Davis-Bacon and Related Acts (prevailing wage), Minority and Women Business Enterprise, Section 3 and federal acquisition and relocation regulations, as applicable.

Subrecipients submit their most recent Financial/Single Audit and other documentation to establish their capacity, and any findings noted in the audit are reviewed. In such instances where Audit findings arise, the agency is required to provide the City documentation resolving the finding. Subsequent to entering into a written agreement, staff and consultants perform periodic desk monitoring including ongoing review of required performance reports and documentation to substantiate CDBG expenditures. The reviews also included both a fiscal and programmatic review of the subrecipient's activities. The reviews determine if the activities are

in compliance with the program regulations and City contract and/or MOU. Areas of review included overall administration, financial systems, appropriateness of program expenditures, program delivery, client eligibility determination and documentation, reporting systems, and achievement toward achieving contractual goals. No deficiencies or non-compliance with the program requirements were identified during the 2018-2019 program year.

For CDBG capital projects, monitoring of Davis-Bacon and Related Acts, Minority and Women's Business Enterprise (MBE/WBE) and Section 3 requirements were conducted by LDM Associates, Inc. to determine the adequacy of implementation by the Development Services Department and its consultants.

The City received an onsite monitoring by HUD in August 2018 to ensure overall compliance with the National Environmental Policy Act. No findings were identified on the monitoring letter dated July 1, 2019.

**Citizen Participation Plan 91.105(d); 91.115(d)**

**Describe the efforts to provide citizens with reasonable notice and an opportunity to comment on performance reports.**

In accordance with the City's adopted Citizen Participation Plan, a public notice was published in the Hesperia Resorter in English and in Spanish on August 29, 2019 notifying the public of the availability of the Consolidated Annual Performance and Evaluation Report for a 15-day public review and comment period. A copy of the public notices are included in **Appendix A**.

The draft CAPER was available on the City website and at the following locations:

**City Clerk's Office**  
9700 Seventh Avenue  
Hesperia, California 92345

**Economic Development Department**  
9700 Seventh Avenue  
Hesperia, California 92345

**Hesperia Public Library**  
9560 Seventh Avenue  
Hesperia, California 92345

A public hearing was conducted before the City Council on Tuesday, September 17, 2019 to solicit comments from residents and interested parties. A summary of all written or oral comments received during the public hearing are included in **Appendix B**.

## **CR-45 - CDBG 91.520(c)**

**Specify the nature of, and reasons for, any changes in the jurisdiction's program objectives and indications of how the jurisdiction would change its programs as a result of its experiences.**

CDBG funds are making a significant impact on strategies to address the high priority needs identified in the 2015-2019 Consolidated Plan – Strategic Plan. As shown in **Figure 1** in section CR-05 of this document, CDBG funds contributed to three (3) of the four (4) Strategic Plan goals reported in Table 1 of this document.

### **Housing Preservation**

The City did not allocate funds during the 2018-2019 for housing preservation type programs as the City met its five-years goals during prior years. The City will look to potentially fund housing preservation type programs during the 2020-2024 Five-Year Consolidated Plan cycle.

### **Fair Housing Services**

For the implementation of the City's Fair Housing Services, the City funded Inland Fair Housing and Mediation Board in the amount of \$15,000. The funds were used for the provision of fair housing outreach, education and enforcement activities, including landlord-tenant matters. During the program year, this activity exceeded its service goal of 212 people by 349 people, serving 561 people.

### **Public Services for Low-income Residents/Senior Services/Homeless Prevention and Special Needs Services**

To support the City's initiative for Public Services for Low-income residents, leveraged City funds were awarded to 16 agencies that provided different public services for the residents of Hesperia. Such services ranged from food banks/pantries, senior/disabled adult services, shelter and shelter services, veteran services and other various public services. In total, the agencies provided public service assistance to 2,273 primarily low- and moderate-income residents.

### **Neighborhood Preservation and Infrastructure Improvements**

To improve City of Hesperia public facilities and infrastructure to benefit low- and moderate-income people or those presumed under HUD regulations to be low- and moderate-income such as elderly people and disabled adults as well as residents of low- and moderate-income housing, the City invested CDBG resources to address this Strategic Plan goal through the funding of the 2017-2018 and 2018-2019 Street

Improvement Projects (two separate projects). Although a significant portion of the physical reconstruction of the 2018-2019 Street Improvement Project was completed during the 2018-2019 program year, the City is currently in the process of completing the project. This project is anticipated to be completed during the first quarter of the 2019-2020 program year.

### **Economic Opportunity**

Economic Development initiatives are time consuming to implement and therefore, the City decided to forego these efforts during the first two years of the Consolidated Plan period and fund housing, public services and infrastructure improvements to assist low- and moderate-income people and disabled individuals. However, the City has awarded funds for the 2017-2018 and 2018-2019 program years for Economic Opportunity type activities in an effort to meet its five-year goals through its Downtown Revitalization Commercial Façade Improvement Program which plans on assisting eligible business with façade and ADA type improvements to increase job opportunities and as well as business retention. The program is anticipated to be rolled out during the second quarter of the 2019-2020 program year.



**2018/2019**  
**CONSOLIDATED ANNUAL PERFORMANCE AND EVALUATION REPORT**  
**JULY 1, 2018 THROUGH JUNE 30, 2019**

**APPENDIX A**  
**Public Notices**

**NOTICE OF PUBLIC HEARING  
COMMUNITY DEVELOPMENT BLOCK GRANT (CDBG) PROGRAM  
DRAFT CONSOLIDATED ANNUAL PERFORMANCE EVALUATION REPORT (CAPER) FOR  
PROGRAM YEAR 2018-2019**

Pursuant to the United States Department of Housing and Urban Development (HUD) regulations, the City of Hesperia has prepared the draft Consolidated Annual Performance Evaluation Report (CAPER) for the 2018-2019 Community Development Block Grant (CDBG) Program Year.

The CAPER provides an assessment of the City's performance in meeting Program Year (PY) 2018-2019 housing and community development goals as outlined in the previously adopted PY 2018-2019 One-Year Action Plan. Additionally, the CAPER discusses changes the City anticipates making in the upcoming year as a result of the assessment of PY 2018-2019 annual performance.

In compliance with the City's approved Citizen Participation Plan and the Consolidated Plan implementing regulation 24 CFR 91.105, this notice is hereby given that the City has prepared the CAPER for PY 2018-2019. A copy of the CAPER is required to be made available to the public for review and comment for no less than a fifteen (15) day period. The draft CAPER will be available for public review from August 30, 2019 to September 17, 2019, at the following locations (please note City Hall will be closed on September 2, 2019 in observance of Labor Day):

- Hesperia Public Library, 9650 Seventh Avenue, Hesperia
- Hesperia City Clerk's Office, 9700 Seventh Avenue, Hesperia
- Hesperia Economic Development Department, 9700 Seventh Avenue, Hesperia

A Public Hearing to solicit public comment from interested citizens will be held on September 17, 2019, at 6:30 p.m. at the Hesperia City Council Chambers, located at 9700 Seventh Avenue. The purpose of the Public Hearing for the CAPER is to allow the public the opportunity to comment on the manner in which the City utilized federal and non-federal funds for the one-year period that ended on June 30, 2019.

It is the objective of the City to comply with Section 504 of the Rehabilitation Act of 1973, as amended, the Americans with Disabilities Act (ADA) of 1990 and the ADA Amendment Act of 2008, the Fair Housing Act, and the Architectural Barriers Act in all respects. If you require public documents in an accessible format, the City will make reasonable efforts to accommodate your request. If you require a disability-related accommodation to attend or participate in a hearing or meeting, including auxiliary aids or services, please contact the City Clerk's Office at least 48 hours prior to the meeting at (760) 947-1007 or (760) 947-1056.

The City encourages citizen participation in the CDBG process. The public is invited to submit written comments, which will be forwarded to HUD along with the Final 2018-2019 CAPER. Comments should be directed to the City of Hesperia, Attn: Susie Flores; Administrative Secretary; Economic Development Department 9700 Seventh Avenue, Hesperia, CA 92345 prior to 4:00 p.m. on September 17, 2019. Comments received after that date will not be considered. Questions regarding the 2018-2019 CAPER should be directed to the Economic Development Department at (760) 947-1909.

Published in Hesperia Resorter August 29, 2019 (English and Spanish)

AVISO DE AUDIENCIA PÚBLICA  
PROGRAMA DE SUBSIDIOS GLOBALES PARA EL DESARROLLO COMUNITARIO (CDBG)  
BORRADOR DEL REPORTE DE LA EVALUACIÓN DEL DESEMPEÑO ANUAL CONSOLIDADO (CAPER)  
PARA EL AÑO FISCAL 2018-2019

En conformidad con los reglamentos del Departamento de Vivienda y Desarrollo Urbano de los Estados Unidos, el Ayuntamiento de la Ciudad de Hesperia ha preparado el borrador del Reporte de la Evaluación del Desempeño Anual Consolidado (CAPER, por sus siglas en inglés) del Programa de Subsidios Globales para el Desarrollo Comunitario (CDBG, por sus siglas en inglés) del Año Fiscal 2018-2019.

El CAPER proporciona una evaluación del desempeño y rendimiento anual del Ayuntamiento con respecto a las metas establecidas para la vivienda y desarrollo comunitario durante el Año Fiscal 2018-2019 tal y como se delineó en el Plan de Desempeño Anual 2018-2019 previamente adoptado. Este reporte a su vez expone cambios que el Ayuntamiento anticipa llevar a cabo durante los subsecuentes años debido al resultado de la evaluación del desempeño anual del Año Fiscal 2018-2019.

Conforme al Plan de Participación de los Ciudadanos aprobado y con la regla de implementación del Plan Consolidado 24 CFR 91.105, por medio de este aviso se invita al público a la revisión pública y comentarios del Borrador del CAPER 2018-2019 del Ayuntamiento de la Ciudad de Hesperia. Se requiere que una copia del borrador esté disponible al público para su revisión y comentarios por un período no menos de quince (15) días. El borrador del CAPER estará disponible para revisión pública a partir de Agosto 30, 2019 hasta Septiembre 17, 2019. Dicho documento estará disponible para su revisión en los siguientes lugares (*por favor tome nota que la Presidencia Municipal estará cerrada el 2 de septiembre de 2019 en observancia del "Día del Trabajo"*):

- Biblioteca Pública de la Ciudad de Hesperia  
9650 Seventh Ave., Hesperia
- Oficina del Secretario Municipal del Ayuntamiento de la Ciudad de Hesperia  
9700 Seventh Ave., Hesperia
- Departamento de Desarrollo Económico del Ayuntamiento de la Ciudad de Hesperia  
9700 Seventh Ave., Hesperia

Individuos que deseen expresar sus puntos de vista concernientes al documento referido anteriormente se les invita a participar en la Audiencia Pública que se llevará a cabo el 17 de Septiembre de 2019 a las 6:30 pm en la Cámara del Concejo Municipal de la Ciudad de Hesperia ubicado en 9700 Seventh Avenue, Hesperia, CA. El propósito de la Audiencia Pública sobre el borrador del CAPER es para permitirle al público la oportunidad de comentar sobre el contenido del documento y sobre la manera en que el Ayuntamiento utilizó los fondos federales y los que no eran federales durante el período de un año el cual terminó en Junio 30, 2019.

El Ayuntamiento tiene como objetivo cumplir en todo con respecto a la Sección 504 de la Ley de Rehabilitación de 1973, tal y como se enmendó, la Ley de Americanos con Discapacidades (ADA) de 1990 y la Ley de Enmienda a ADA del 2008, la Ley de Vivienda Justa, y la Ley de Barreras Arquitectónicas. Si usted necesita documentos públicos en un formato accesible, el Ayuntamiento hará lo posible dentro de lo razonable para dar cabida a su petición. Si usted requiere acomodo especial debido a alguna discapacidad para asistir o participar en una audiencia o junta, incluyendo aparatos auxiliares o servicios, por favor comuníquese a la Oficina del Secretario Municipal por lo menos 48 horas antes de la junta al (760) 947-1007 o (760) 947-1056.

El Ayuntamiento de la Ciudad de Hesperia fomenta la participación ciudadana en el proceso de CDBG. El público está invitado a presentar comentarios por escrito; dichos comentarios serán enviados a HUD como parte del reporte final del CAPER 2018-2019. Los comentarios deberán ser dirigidos a: Attn. Susie Flores, Secretario Administrativo, Departamento de Desarrollo Económico, 9700 Seventh Ave., Hesperia, CA 92345, antes de las 4:00 P.M. del 17 de Septiembre, 2019. Todos los comentarios recibidos después de dicha fecha y hora no se tomarán en consideración. Preguntas relacionadas con el CAPER 2018-2019 deberán ser dirigidas al Departamento del Desarrollo Económico al teléfono (760) 947-1909.

Publicado en Hesperia Resorter en Agosto 29, 2019 (Inglés y Español)



**2018/2019**  
**CONSOLIDATED ANNUAL PERFORMANCE AND EVALUATION REPORT**  
**JULY 1, 2018 THROUGH JUNE 30, 2019**

**APPENDIX B**  
**Summary of Citizen Participation Comments**

Comments received during the public review period or during the Public Hearing will be inserted here prior to submittal of the final Consolidated Annual Performance and Evaluation Report (CAPER) to the U.S. Department of Housing and Urban Development.



**2018/2019**  
**CONSOLIDATED ANNUAL PERFORMANCE AND EVALUATION REPORT**  
**JULY 1, 2018 THROUGH JUNE 30, 2019**

**APPENDIX C**  
**IDIS Reports**



**IDIS Report – PR 01**

**HUD Grants and Program Income**

U.S. DEPARTMENT OF HOUSING AND URBAN  
DEVELOPMENT  
OFFICE OF COMMUNITY PLANNING AND DEVELOPMENT  
PR01 - HUD Grants and Program Income

DATE: 8/28/2019  
TIME: 6:44:20 PM  
PAGE: 1/1

IDIS

| Program            | Fund Type | Grantee Name | Grantee State Code | Grant Number       | Authorized Amount | Suballocated Amount | Amount Committed to Activities | Net Drawn Amount | FY YTD Net Draw Amount | Available to Commit | Available to Draw | Recapture Amount |                |                |                |                |                |        |
|--------------------|-----------|--------------|--------------------|--------------------|-------------------|---------------------|--------------------------------|------------------|------------------------|---------------------|-------------------|------------------|----------------|----------------|----------------|----------------|----------------|--------|
| CDBG               | EN        | HESPERIA     | CA                 | B94MC060578        | \$592,000.00      | \$0.00              | \$592,000.00                   | \$592,000.00     | \$0.00                 | \$0.00              | \$0.00            | \$0.00           |                |                |                |                |                |        |
|                    |           |              |                    | B95MC060578        | \$786,000.00      | \$0.00              | \$786,000.00                   | \$786,000.00     | \$0.00                 | \$0.00              | \$0.00            | \$0.00           |                |                |                |                |                |        |
|                    |           |              |                    | B96MC060578        | \$766,000.00      | \$0.00              | \$766,000.00                   | \$766,000.00     | \$0.00                 | \$0.00              | \$0.00            | \$0.00           |                |                |                |                |                |        |
|                    |           |              |                    | B97MC060578        | \$754,000.00      | \$0.00              | \$754,000.00                   | \$754,000.00     | \$0.00                 | \$0.00              | \$0.00            | \$0.00           |                |                |                |                |                |        |
|                    |           |              |                    | B98MC060578        | \$732,000.00      | \$0.00              | \$732,000.00                   | \$732,000.00     | \$0.00                 | \$0.00              | \$0.00            | \$0.00           |                |                |                |                |                |        |
|                    |           |              |                    | B99MC060578        | \$735,000.00      | \$0.00              | \$735,000.00                   | \$735,000.00     | \$0.00                 | \$0.00              | \$0.00            | \$0.00           |                |                |                |                |                |        |
|                    |           |              |                    | B00MC060578        | \$736,000.00      | \$0.00              | \$736,000.00                   | \$736,000.00     | \$0.00                 | \$0.00              | \$0.00            | \$0.00           |                |                |                |                |                |        |
|                    |           |              |                    | B01MC060578        | \$765,000.00      | \$0.00              | \$765,000.00                   | \$765,000.00     | \$0.00                 | \$0.00              | \$0.00            | \$0.00           |                |                |                |                |                |        |
|                    |           |              |                    | B02MC060578        | \$741,000.00      | \$0.00              | \$741,000.00                   | \$741,000.00     | \$0.00                 | \$0.00              | \$0.00            | \$0.00           |                |                |                |                |                |        |
|                    |           |              |                    | B03MC060578        | \$863,000.00      | \$0.00              | \$863,000.00                   | \$863,000.00     | \$0.00                 | \$0.00              | \$0.00            | \$0.00           |                |                |                |                |                |        |
|                    |           |              |                    | B04MC060578        | \$851,000.00      | \$0.00              | \$851,000.00                   | \$851,000.00     | \$0.00                 | \$0.00              | \$0.00            | \$0.00           |                |                |                |                |                |        |
|                    |           |              |                    | B05MC060578        | \$810,092.00      | \$0.00              | \$810,092.00                   | \$810,092.00     | \$0.00                 | \$0.00              | \$0.00            | \$0.00           |                |                |                |                |                |        |
|                    |           |              |                    | B06MC060578        | \$736,623.00      | \$0.00              | \$736,623.00                   | \$736,623.00     | \$0.00                 | \$0.00              | \$0.00            | \$0.00           |                |                |                |                |                |        |
|                    |           |              |                    | B07MC060578        | \$743,852.00      | \$0.00              | \$743,852.00                   | \$743,852.00     | \$0.00                 | \$0.00              | \$0.00            | \$0.00           |                |                |                |                |                |        |
|                    |           |              |                    | B08MC060578        | \$727,339.00      | \$0.00              | \$727,339.00                   | \$727,339.00     | \$0.00                 | \$0.00              | \$0.00            | \$0.00           |                |                |                |                |                |        |
|                    |           |              |                    | B09MC060578        | \$739,159.00      | \$0.00              | \$739,159.00                   | \$739,159.00     | \$0.00                 | \$0.00              | \$0.00            | \$0.00           |                |                |                |                |                |        |
|                    |           |              |                    | B10MC060578        | \$798,816.00      | \$0.00              | \$798,816.00                   | \$798,816.00     | \$0.00                 | \$0.00              | \$0.00            | \$0.00           |                |                |                |                |                |        |
|                    |           |              |                    | B11MC060578        | \$665,702.00      | \$0.00              | \$665,702.00                   | \$665,702.00     | \$0.00                 | \$0.00              | \$0.00            | \$0.00           |                |                |                |                |                |        |
|                    |           |              |                    | B12MC060578        | \$819,934.00      | \$0.00              | \$819,934.00                   | \$819,934.00     | \$0.00                 | \$0.00              | \$0.00            | \$0.00           |                |                |                |                |                |        |
|                    |           |              |                    | B13MC060578        | \$913,452.00      | \$0.00              | \$913,452.00                   | \$913,452.00     | \$0.00                 | \$0.00              | \$0.00            | \$0.00           |                |                |                |                |                |        |
|                    |           |              |                    | B14MC060578        | \$895,488.00      | \$0.00              | \$895,488.00                   | \$895,488.00     | \$0.00                 | \$0.00              | \$0.00            | \$0.00           |                |                |                |                |                |        |
|                    |           |              |                    | B15MC060578        | \$958,178.00      | \$0.00              | \$958,178.00                   | \$958,178.00     | \$0.00                 | \$0.00              | \$0.00            | \$0.00           |                |                |                |                |                |        |
|                    |           |              |                    | B16MC060578        | \$984,021.00      | \$0.00              | \$984,021.00                   | \$984,021.00     | \$200,000.00           | \$0.00              | \$0.00            | \$0.00           |                |                |                |                |                |        |
|                    |           |              |                    | B17MC060578        | \$953,256.00      | \$0.00              | \$696,480.81                   | \$540,032.19     | \$197,542.07           | \$256,775.19        | \$413,223.81      | \$0.00           |                |                |                |                |                |        |
|                    |           |              |                    | B18MC060578        | \$1,033,182.00    | \$0.00              | \$998,692.42                   | \$56,403.46      | \$27,231.55            | \$34,489.58         | \$976,778.54      | \$0.00           |                |                |                |                |                |        |
|                    |           |              |                    | B19MC060578        | \$1,033,470.00    | \$0.00              | \$0.00                         | \$0.00           | \$0.00                 | \$1,033,470.00      | \$1,033,470.00    | \$0.00           |                |                |                |                |                |        |
|                    |           |              |                    | HESPERIA Subtotal: |                   |                     |                                |                  | \$21,133,564.00        | \$0.00              | \$19,808,829.23   | \$18,710,091.65  | \$424,773.62   | \$1,324,734.77 | \$2,423,472.35 | \$0.00         |                |        |
|                    |           |              |                    | EN Subtotal:       |                   |                     |                                |                  | \$21,133,564.00        | \$0.00              | \$19,808,829.23   | \$18,710,091.65  | \$424,773.62   | \$1,324,734.77 | \$2,423,472.35 | \$0.00         |                |        |
|                    |           |              |                    | SL                 | HESPERIA          | CA                  | B96MC060578                    | \$0.00           | \$0.00                 | \$0.00              | \$0.00            | \$0.00           | \$0.00         | \$0.00         | \$0.00         | \$0.00         |                |        |
|                    |           |              |                    |                    |                   |                     | B96MC060578-OLD                | \$3,000,000.00   | \$0.00                 | \$0.00              | \$0.00            | \$0.00           | \$3,000,000.00 | \$3,000,000.00 | \$0.00         |                |                |        |
|                    |           |              |                    |                    |                   |                     | HESPERIA Subtotal:             |                  |                        |                     |                   | \$3,000,000.00   | \$0.00         | \$0.00         | \$0.00         | \$3,000,000.00 | \$3,000,000.00 | \$0.00 |
|                    |           |              |                    |                    |                   |                     | SL Subtotal:                   |                  |                        |                     |                   | \$3,000,000.00   | \$0.00         | \$0.00         | \$0.00         | \$3,000,000.00 | \$3,000,000.00 | \$0.00 |
|                    |           |              |                    | RL                 | HESPERIA          | CA                  | B03MC060578                    | \$0.00           | \$0.00                 | \$0.00              | \$0.00            | \$0.00           | \$0.00         | \$0.00         | \$0.00         | \$0.00         |                |        |
| B04MC060578        | \$0.00    | \$0.00       | \$0.00             |                    |                   |                     | \$0.00                         | \$0.00           | \$0.00                 | \$0.00              | \$0.00            |                  |                |                |                |                |                |        |
| HESPERIA Subtotal: |           |              |                    |                    |                   |                     | \$0.00                         | \$0.00           | \$0.00                 | \$0.00              | \$0.00            | \$0.00           |                |                |                |                |                |        |
| RL Subtotal:       |           |              |                    |                    |                   |                     | \$0.00                         | \$0.00           | \$0.00                 | \$0.00              | \$0.00            | \$0.00           |                |                |                |                |                |        |
| PI                 | HESPERIA  | CA           | B02MC060578        | \$26,781.68        | \$0.00            | \$26,781.68         | \$26,781.68                    | \$0.00           | \$0.00                 | \$0.00              | \$0.00            | \$0.00           |                |                |                |                |                |        |
|                    |           |              | B03MC060578        | \$62,953.18        | \$0.00            | \$62,953.18         | \$62,953.18                    | \$0.00           | \$0.00                 | \$0.00              | \$0.00            |                  |                |                |                |                |                |        |
|                    |           |              | B04MC060578        | \$84,705.86        | \$0.00            | \$84,705.86         | \$84,705.86                    | \$0.00           | \$0.00                 | \$0.00              | \$0.00            |                  |                |                |                |                |                |        |
|                    |           |              | B05MC060578        | \$33,134.14        | \$0.00            | \$33,134.14         | \$33,134.14                    | \$0.00           | \$0.00                 | \$0.00              | \$0.00            |                  |                |                |                |                |                |        |
|                    |           |              | B06MC060578        | \$51,300.00        | \$0.00            | \$51,300.00         | \$51,300.00                    | \$0.00           | \$0.00                 | \$0.00              | \$0.00            |                  |                |                |                |                |                |        |
|                    |           |              | B09MC060578        | \$14,949.00        | \$0.00            | \$14,949.00         | \$14,949.00                    | \$0.00           | \$0.00                 | \$0.00              | \$0.00            |                  |                |                |                |                |                |        |
|                    |           |              | B15MC060578        | \$30,854.00        | \$0.00            | \$30,854.00         | \$30,854.00                    | \$0.00           | \$0.00                 | \$0.00              | \$0.00            |                  |                |                |                |                |                |        |
|                    |           |              | B16MC060578        | \$23,837.67        | \$0.00            | \$23,837.67         | \$23,837.67                    | \$0.00           | \$0.00                 | \$0.00              | \$0.00            |                  |                |                |                |                |                |        |
|                    |           |              | B17MC060578        | \$80,832.84        | \$0.00            | \$80,832.84         | \$80,832.84                    | \$0.00           | \$0.00                 | \$0.00              | \$0.00            |                  |                |                |                |                |                |        |
|                    |           |              | B18MC060578        | \$16,611.50        | \$0.00            | \$16,611.50         | \$16,611.50                    | \$16,611.50      | \$0.00                 | \$0.00              | \$0.00            |                  |                |                |                |                |                |        |
|                    |           |              | B19MC060578        | \$20,000.00        | \$0.00            | \$20,000.00         | \$20,000.00                    | \$20,000.00      | \$0.00                 | \$0.00              | \$0.00            |                  |                |                |                |                |                |        |
|                    |           |              | HESPERIA Subtotal: |                    |                   |                     |                                | \$445,959.87     | \$0.00                 | \$445,959.87        | \$445,959.87      | \$36,611.50      | \$0.00         | \$0.00         |                |                |                |        |
|                    |           |              | PI Subtotal:       |                    |                   |                     |                                | \$445,959.87     | \$0.00                 | \$445,959.87        | \$445,959.87      | \$36,611.50      | \$0.00         | \$0.00         |                |                |                |        |
| LA                 | HESPERIA  | CA           | B01MC060578        | \$79,938.63        | \$0.00            | \$79,938.63         | \$79,938.63                    | \$0.00           | \$0.00                 | \$0.00              | \$0.00            | \$0.00           |                |                |                |                |                |        |
|                    |           |              | B02MC060578        | \$546,356.00       | \$0.00            | \$546,356.00        | \$546,356.00                   | \$0.00           | \$0.00                 | \$0.00              | \$0.00            |                  |                |                |                |                |                |        |
|                    |           |              | B10MC060578        | \$180,533.68       | \$0.00            | \$180,533.68        | \$180,533.68                   | \$0.00           | \$0.00                 | \$0.00              | \$0.00            |                  |                |                |                |                |                |        |
|                    |           |              | B11MC060578        | \$556,996.42       | \$0.00            | \$556,996.42        | \$556,996.42                   | \$0.00           | \$0.00                 | \$0.00              | \$0.00            |                  |                |                |                |                |                |        |
|                    |           |              | HESPERIA Subtotal: |                    |                   |                     |                                | \$1,363,824.73   | \$0.00                 | \$1,363,824.73      | \$1,363,824.73    | \$0.00           | \$0.00         | \$0.00         |                |                |                |        |
|                    |           |              | LA Subtotal:       |                    |                   |                     |                                | \$1,363,824.73   | \$0.00                 | \$1,363,824.73      | \$1,363,824.73    | \$0.00           | \$0.00         | \$0.00         |                |                |                |        |
| GRANTEE            |           |              |                    |                    | \$25,943,348.60   | \$0.00              | \$21,618,613.83                | \$20,519,876.25  | \$461,385.12           | \$4,324,734.77      | \$5,423,472.35    | \$0.00           |                |                |                |                |                |        |



**IDIS Report – PR 02**

**List of Activities by Program Year**

U.S. Department of Housing and Urban Development  
Office of Community Planning and Development  
Integrated Disbursement and Information System  
List of Activities By Program Year And Project  
HESPERIA,CA

REPORT FOR CPD PROGRAM CDBG  
PGM YR ALL

| Plan Year  | IDIS Project | Project                    | IDIS Activity ID | Activity Name                   | Activity Status | Program | Funded Amount  | Draw Amount    | Balance |                |                |        |
|------------|--------------|----------------------------|------------------|---------------------------------|-----------------|---------|----------------|----------------|---------|----------------|----------------|--------|
| 1994       | 2            | CONVERTED CDBG ACTIVITIES  | 2                | CDBG COMMITTED FUNDS ADJUSTMENT | Open            | CDBG    | \$1,500,676.27 | \$1,500,676.27 | \$0.00  |                |                |        |
|            |              |                            | 5                | Unknown                         | Completed       | CDBG    | \$0.00         | \$0.00         | \$0.00  |                |                |        |
|            |              |                            | 6                | Unknown                         | Canceled        | CDBG    | \$0.00         | \$0.00         | \$0.00  |                |                |        |
|            |              |                            | 7                | Unknown                         | Completed       | CDBG    | \$0.00         | \$0.00         | \$0.00  |                |                |        |
|            |              |                            | 8                | Unknown                         | Canceled        | CDBG    | \$0.00         | \$0.00         | \$0.00  |                |                |        |
|            |              |                            | 9                | Unknown                         | Canceled        | CDBG    | \$0.00         | \$0.00         | \$0.00  |                |                |        |
|            |              |                            | 10               | Unknown                         | Completed       | CDBG    | \$0.00         | \$0.00         | \$0.00  |                |                |        |
|            |              |                            | 11               | Unknown                         | Canceled        | CDBG    | \$0.00         | \$0.00         | \$0.00  |                |                |        |
|            |              |                            | 12               | Unknown                         | Canceled        | CDBG    | \$0.00         | \$0.00         | \$0.00  |                |                |        |
|            |              |                            | 13               | Unknown                         | Canceled        | CDBG    | \$0.00         | \$0.00         | \$0.00  |                |                |        |
|            |              |                            | 14               | Unknown                         | Completed       | CDBG    | \$0.00         | \$0.00         | \$0.00  |                |                |        |
|            |              |                            | 15               | Unknown                         | Completed       | CDBG    | \$0.00         | \$0.00         | \$0.00  |                |                |        |
|            |              |                            | 16               | Unknown                         | Completed       | CDBG    | \$0.00         | \$0.00         | \$0.00  |                |                |        |
|            |              |                            | 17               | Unknown                         | Canceled        | CDBG    | \$0.00         | \$0.00         | \$0.00  |                |                |        |
|            |              |                            | 18               | Unknown                         | Completed       | CDBG    | \$0.00         | \$0.00         | \$0.00  |                |                |        |
|            |              |                            | 19               | Unknown                         | Canceled        | CDBG    | \$0.00         | \$0.00         | \$0.00  |                |                |        |
|            |              |                            | 20               | Unknown                         | Completed       | CDBG    | \$0.00         | \$0.00         | \$0.00  |                |                |        |
|            |              |                            | 21               | Unknown                         | Completed       | CDBG    | \$0.00         | \$0.00         | \$0.00  |                |                |        |
|            |              |                            | 22               | Unknown                         | Completed       | CDBG    | \$0.00         | \$0.00         | \$0.00  |                |                |        |
|            |              |                            | 23               | Unknown                         | Completed       | CDBG    | \$0.00         | \$0.00         | \$0.00  |                |                |        |
|            |              |                            | 24               | Unknown                         | Canceled        | CDBG    | \$0.00         | \$0.00         | \$0.00  |                |                |        |
|            |              |                            | 25               | Unknown                         | Completed       | CDBG    | \$0.00         | \$0.00         | \$0.00  |                |                |        |
|            |              |                            | 26               | Unknown                         | Completed       | CDBG    | \$0.00         | \$0.00         | \$0.00  |                |                |        |
|            |              |                            | 27               | Unknown                         | Canceled        | CDBG    | \$0.00         | \$0.00         | \$0.00  |                |                |        |
|            |              |                            | 28               | Unknown                         | Canceled        | CDBG    | \$0.00         | \$0.00         | \$0.00  |                |                |        |
|            |              |                            | Project Total    |                                 |                 |         |                |                |         | \$1,500,676.27 | \$1,500,676.27 | \$0.00 |
|            |              |                            | Program Total    |                                 |                 |         |                |                | CDBG    | \$1,500,676.27 | \$1,500,676.27 | \$0.00 |
|            |              |                            | 1994 Total       |                                 |                 |         |                |                |         | \$1,500,676.27 | \$1,500,676.27 | \$0.00 |
| 1995       | 5            | J.O.B. Inc.                | 52               | HANDICAPPED CENTERS             | Completed       | CDBG    | \$75,000.00    | \$75,000.00    | \$0.00  |                |                |        |
|            |              |                            |                  |                                 |                 |         | \$75,000.00    | \$75,000.00    | \$0.00  |                |                |        |
|            |              | Project Total              |                  |                                 |                 | CDBG    | \$75,000.00    | \$75,000.00    | \$0.00  |                |                |        |
|            |              | Program Total              |                  |                                 |                 |         | \$75,000.00    | \$75,000.00    | \$0.00  |                |                |        |
| 1995 Total |              |                            |                  |                                 |                 |         | \$75,000.00    | \$75,000.00    | \$0.00  |                |                |        |
| 1996       | 3            | Housing Rehab Loan Program | 29               | SINGLE-FAMILY REHAB             | Completed       | CDBG    | \$176,000.00   | \$176,000.00   | \$0.00  |                |                |        |
|            |              |                            | 33               | HOUSING REHAB LOAN              | Canceled        | CDBG    | \$0.00         | \$0.00         | \$0.00  |                |                |        |
|            |              | Project Total              |                  | \$176,000.00                    | \$176,000.00    | \$0.00  |                |                |         |                |                |        |

U.S. Department of Housing and Urban Development  
Office of Community Planning and Development  
Integrated Disbursement and Information System  
List of Activities By Program Year And Project  
HESPERIA,CA

DATE: 08-28-19  
TIME: 18:45  
PAGE: 2

| Plan Year | IDIS Project         | Project                                | IDIS Activity ID | Activity Name                   | Activity Status | Program     | Funded Amount         | Draw Amount           | Balance       |
|-----------|----------------------|--|------------------|---------------------------------|-----------------|-------------|-----------------------|-----------------------|---------------|
| 1996      | 4                    | Emergency Repair Program               | 30               | SINGLE-FAMILY REHAB             | Completed       | CDBG        | \$24,000.00           | \$24,000.00           | \$0.00        |
|           |                      |  | 53               | EMERGENCY REPAIRSATION          | Canceled        | CDBG        | \$0.00                | \$0.00                | \$0.00        |
|           |                      | <b>Project Total</b>                   |                  |                                 |                 |             | <b>\$24,000.00</b>    | <b>\$24,000.00</b>    | <b>\$0.00</b> |
|           | 5                    | Habitat for Humanity                   | 51               | DIRECT HOMEOWNERSHIP ASSISTANCE | Completed       | CDBG        | \$15,000.00           | \$15,000.00           | \$0.00        |
|           |                      | <b>Project Total</b>                   |                  |                                 |                 |             | <b>\$15,000.00</b>    | <b>\$15,000.00</b>    | <b>\$0.00</b> |
|           | 6                    | Housing Administration                 | 31               | REHAB ADMINISTRATION            | Canceled        | CDBG        | \$0.00                | \$0.00                | \$0.00        |
|           |                      | <b>Project Total</b>                   |                  |                                 |                 |             | <b>\$0.00</b>         | <b>\$0.00</b>         | <b>\$0.00</b> |
|           | 17                   | Economic Development Loan              | 37               | ECONOMIC DEVELOPMENT LOAN       | Canceled        | CDBG        | \$0.00                | \$0.00                | \$0.00        |
|           |                      | <b>Project Total</b>                   |                  |                                 |                 |             | <b>\$0.00</b>         | <b>\$0.00</b>         | <b>\$0.00</b> |
|           | <b>Program Total</b> |  |                  |                                 |                 | <b>CDBG</b> | <b>\$215,000.00</b>   | <b>\$215,000.00</b>   | <b>\$0.00</b> |
|           | <b>1996 Total</b>    |  |                  |                                 |                 |             | <b>\$215,000.00</b>   | <b>\$215,000.00</b>   | <b>\$0.00</b> |
| 1997      | 1                    | Domestic Violence Shelter Improvements | 40               | HD DOMESTIC VIOLENCE SHELTER    | Completed       | CDBG        | \$12,000.00           | \$12,000.00           | \$0.00        |
|           |                      | <b>Project Total</b>                   |                  |                                 |                 |             | <b>\$12,000.00</b>    | <b>\$12,000.00</b>    | <b>\$0.00</b> |
|           | 2                    | Lime Street Park                       | 41               | LIME STREET PARK                | Completed       | CDBG        | \$11,000.00           | \$11,000.00           | \$0.00        |
|           |                      | <b>Project Total</b>                   |                  |                                 |                 |             | <b>\$11,000.00</b>    | <b>\$11,000.00</b>    | <b>\$0.00</b> |
|           | 3                    | Housing Rehabilitation Loan Program    | 34               | HOUSING REHAB LOAN              | Completed       | CDBG        | \$377,000.00          | \$377,000.00          | \$0.00        |
|           |                      | <b>Project Total</b>                   |                  |                                 |                 |             | <b>\$377,000.00</b>   | <b>\$377,000.00</b>   | <b>\$0.00</b> |
|           | 4                    | Housing Administration                 | 36               | HOUSING ADMINISTRATION          | Completed       | CDBG        | \$129,123.00          | \$129,123.00          | \$0.00        |
|           |                      |  | 38               | ADMINISTRATION                  | Canceled        | CDBG        | \$0.00                | \$0.00                | \$0.00        |
|           |                      | <b>Project Total</b>                   |                  |                                 |                 |             | <b>\$129,123.00</b>   | <b>\$129,123.00</b>   | <b>\$0.00</b> |
|           | 5                    | Hesperia Police Department             | 42               | POLICE SERVICES                 | Completed       | CDBG        | \$113,100.00          | \$113,100.00          | \$0.00        |
|           |                      |  | 44               | HESPERIA POLICE DEPARTMENT      | Canceled        | CDBG        | \$0.00                | \$0.00                | \$0.00        |
|           |                      | <b>Project Total</b>                   |                  |                                 |                 |             | <b>\$113,100.00</b>   | <b>\$113,100.00</b>   | <b>\$0.00</b> |
|           | 6                    | Program Administration                 | 32               | CDBG ADMINISTRATION             | Completed       | CDBG        | \$138,200.00          | \$138,200.00          | \$0.00        |
|           |                      |  | 39               | ADMINISTRATION                  | Canceled        | CDBG        | \$0.00                | \$0.00                | \$0.00        |
|           |                      | <b>Project Total</b>                   |                  |                                 |                 |             | <b>\$138,200.00</b>   | <b>\$138,200.00</b>   | <b>\$0.00</b> |
|           | 7                    | Fair Housing - Inland Mediation Board  | 43               | INLAND MEDIATION BOARD          | Completed       | CDBG        | \$15,000.00           | \$15,000.00           | \$0.00        |
|           |                      | <b>Project Total</b>                   |                  |                                 |                 |             | <b>\$15,000.00</b>    | <b>\$15,000.00</b>    | <b>\$0.00</b> |
|           | 8                    | Section 108 Loan Repayment             | 35               | DEBT SERVICE                    | Completed       | CDBG        | \$259,000.00          | \$259,000.00          | \$0.00        |
|           |                      | <b>Project Total</b>                   |                  |                                 |                 |             | <b>\$259,000.00</b>   | <b>\$259,000.00</b>   | <b>\$0.00</b> |
|           | <b>Program Total</b> |  |                  |                                 |                 | <b>CDBG</b> | <b>\$1,054,423.00</b> | <b>\$1,054,423.00</b> | <b>\$0.00</b> |
|           | <b>1997 Total</b>    |  |                  |                                 |                 |             | <b>\$1,054,423.00</b> | <b>\$1,054,423.00</b> | <b>\$0.00</b> |
| 1998      | 1                    | EMERGENCY REPAIRS PROGRAM              | 45               | EMERGENCY REPAIRS PROGRAM       | Completed       | CDBG        | \$48,732.00           | \$48,732.00           | \$0.00        |
|           |                      |  | 54               | HOUSING REHABILITATION          | Canceled        | CDBG        | \$0.00                | \$0.00                | \$0.00        |
|           |                      | <b>Project Total</b>                   |                  |                                 |                 |             | <b>\$48,732.00</b>    | <b>\$48,732.00</b>    | <b>\$0.00</b> |
|           | 2                    | J.O.B.                                 | 46               | J.O.B.                          | Completed       | CDBG        | \$22,000.00           | \$22,000.00           | \$0.00        |
|           |                      |  | 55               | J.O.B., INC.                    | Canceled        | CDBG        | \$0.00                | \$0.00                | \$0.00        |

U.S. Department of Housing and Urban Development  
Office of Community Planning and Development  
Integrated Disbursement and Information System  
List of Activities By Program Year And Project  
HESPERIA,CA

| Plan Year | IDIS Project  | Project                              | IDIS Activity ID | Activity Name                       | Activity Status | Program | Funded Amount | Draw Amount  | Balance |
|-----------|---------------|--------------------------------------|------------------|-------------------------------------|-----------------|---------|---------------|--------------|---------|
| 1998      | 2             | J.O.B.                               | 56               | HANDICAPPED CENTERS                 | Canceled        | CDBG    | \$0.00        | \$0.00       | \$0.00  |
|           |               | Project Total                        |                  |                                     |                 |         | \$22,000.00   | \$22,000.00  | \$0.00  |
|           | 3             | POLICE SERVICES                      | 47               | POLICE SERVICES                     | Completed       | CDBG    | \$109,800.00  | \$109,800.00 | \$0.00  |
|           |               |                                      | 57               | POLICE SERVICES                     | Canceled        | CDBG    | \$0.00        | \$0.00       | \$0.00  |
|           |               | Project Total                        |                  |                                     |                 |         | \$109,800.00  | \$109,800.00 | \$0.00  |
|           | 4             | SECTION 108 LOAN DEBT SERVICE        | 48               | SECTION 108 LOAN DEBT SERVICE       | Completed       | CDBG    | \$389,754.07  | \$389,754.07 | \$0.00  |
|           |               |                                      | 58               | DEBT SERVICE                        | Canceled        | CDBG    | \$0.00        | \$0.00       | \$0.00  |
|           |               | Project Total                        |                  |                                     |                 |         | \$389,754.07  | \$389,754.07 | \$0.00  |
|           | 5             | GENERAL ADMINISTRATION               | 49               | GENERAL ADMINISTRATION              | Completed       | CDBG    | \$131,400.00  | \$131,400.00 | \$0.00  |
|           |               |                                      | 59               | CDBG ADMINISTRATION                 | Canceled        | CDBG    | \$0.00        | \$0.00       | \$0.00  |
|           |               | Project Total                        |                  |                                     |                 |         | \$131,400.00  | \$131,400.00 | \$0.00  |
|           | 6             | FAIR HOUSING COUNSELING              | 50               | FAIR HOUSING COUNSELING             | Completed       | CDBG    | \$15,000.00   | \$15,000.00  | \$0.00  |
|           |               |                                      | 60               | FAIR HOUSING COUNSELING             | Canceled        | CDBG    | \$0.00        | \$0.00       | \$0.00  |
|           |               | Project Total                        |                  |                                     |                 |         | \$15,000.00   | \$15,000.00  | \$0.00  |
| 1999      | Program Total |                                      |                  |                                     |                 | CDBG    | \$716,686.07  | \$716,686.07 | \$0.00  |
|           | 1998 Total    |                                      |                  |                                     |                 |         | \$716,686.07  | \$716,686.07 | \$0.00  |
|           | 1             | General Program Administration       | 61               | GENERAL ADMINISTRATION              | Completed       | CDBG    | \$123,274.93  | \$123,274.93 | \$0.00  |
|           |               | Project Total                        |                  |                                     |                 |         | \$123,274.93  | \$123,274.93 | \$0.00  |
|           | 4             | City of Hesperia Police Department   | 62               | POLICE SERVICES                     | Completed       | CDBG    | \$44,800.00   | \$44,800.00  | \$0.00  |
|           |               | Project Total                        |                  |                                     |                 |         | \$44,800.00   | \$44,800.00  | \$0.00  |
|           | 5             | Section 108 Debt Service             | 63               | DEBT SERVICE                        | Canceled        | CDBG    | \$0.00        | \$0.00       | \$0.00  |
|           |               | Project Total                        |                  |                                     |                 |         | \$0.00        | \$0.00       | \$0.00  |
|           | 6             | Fair Housing Counseling              | 64               | INLAND MEDIATION BOARD              | Completed       | CDBG    | \$14,998.90   | \$14,998.90  | \$0.00  |
|           |               | Project Total                        |                  |                                     |                 |         | \$14,998.90   | \$14,998.90  | \$0.00  |
|           | 7             | Code Enforcement                     | 65               | CODE ENFORCEMENT                    | Completed       | CDBG    | \$45,000.00   | \$45,000.00  | \$0.00  |
|           |               | Project Total                        |                  |                                     |                 |         | \$45,000.00   | \$45,000.00  | \$0.00  |
|           | 8             | High Desert Domestic Violence        | 66               | HIGH DESERT DOMESTIC VIOLENCE       | Completed       | CDBG    | \$5,000.00    | \$5,000.00   | \$0.00  |
|           |               | Project Total                        |                  |                                     |                 |         | \$5,000.00    | \$5,000.00   | \$0.00  |
|           | 9             | Little Stinger Preschool             | 67               | L S PRESCHOOL                       | Completed       | CDBG    | \$1,500.00    | \$1,500.00   | \$0.00  |
|           |               | Project Total                        |                  |                                     |                 |         | \$1,500.00    | \$1,500.00   | \$0.00  |
|           | 10            | San Bernardino County Library        | 74               | SAN BERNARDINO COUNTY LIBRARY       | Completed       | CDBG    | \$1,000.00    | \$1,000.00   | \$0.00  |
|           |               | Project Total                        |                  |                                     |                 |         | \$1,000.00    | \$1,000.00   | \$0.00  |
|           | 11            | High Desert Meals on Wheels          | 71               | HIGH DESERT MEALS ON WHEELS         | Completed       | CDBG    | \$4,000.00    | \$4,000.00   | \$0.00  |
|           |               | Project Total                        |                  |                                     |                 |         | \$4,000.00    | \$4,000.00   | \$0.00  |
|           | 12            | Happy Trails Children's Foundation   | 69               | HAPPY TRAILS CHILDRENS FOUNDATION   | Canceled        | CDBG    | \$0.00        | \$0.00       | \$0.00  |
|           |               | Project Total                        |                  |                                     |                 |         | \$0.00        | \$0.00       | \$0.00  |
|           | 13            | St. John of God Health Care Services | 70               | ST JOHN OF GOD HEALTH CARE SERVICES | Completed       | CDBG    | \$5,000.00    | \$5,000.00   | \$0.00  |

U.S. Department of Housing and Urban Development  
Office of Community Planning and Development  
Integrated Disbursement and Information System  
List of Activities By Program Year And Project  
HESPERIA,CA

DATE: 08-28-19  
TIME: 18:45  
PAGE: 4

| Plan Year         | IDIS Project         | Project                              | IDIS Activity ID | Activity Name                        | Activity Status | Program     | Funded Amount       | Draw Amount         | Balance       |
|-------------------|----------------------|--------------------------------------|------------------|--------------------------------------|-----------------|-------------|---------------------|---------------------|---------------|
| 1999              | 13                   | St. John of God Health Care Services | 72               | UNPROGRAMMED                         | Canceled        | CDBG        | \$0.00              | \$0.00              | \$0.00        |
|                   |                      | <b>Project Total</b>                 |                  |                                      |                 |             | <b>\$5,000.00</b>   | <b>\$5,000.00</b>   | <b>\$0.00</b> |
|                   | 14                   | Economic Development Program         | 68               | PUBLIC IMPROVEMENT PROJECT           | Completed       | CDBG        | \$93,325.10         | \$93,325.10         | \$0.00        |
|                   |                      | <b>Project Total</b>                 |                  |                                      |                 |             | <b>\$93,325.10</b>  | <b>\$93,325.10</b>  | <b>\$0.00</b> |
|                   | 15                   | Unprogrammed Funds                   | 73               | UNPROGRAMMED                         | Canceled        | CDBG        | \$0.00              | \$0.00              | \$0.00        |
|                   |                      | <b>Project Total</b>                 |                  |                                      |                 |             | <b>\$0.00</b>       | <b>\$0.00</b>       | <b>\$0.00</b> |
|                   | <b>Program Total</b> |                                      |                  |                                      |                 | <b>CDBG</b> | <b>\$337,898.93</b> | <b>\$337,898.93</b> | <b>\$0.00</b> |
| <b>1999 Total</b> |                      |                                      |                  |                                      |                 |             | <b>\$337,898.93</b> | <b>\$337,898.93</b> | <b>\$0.00</b> |
| 2000              | 1                    | Police Services                      | 75               | ACTIVITY WAS CANCELLED - SEE ACT #76 | Canceled        | CDBG        | \$0.00              | \$0.00              | \$0.00        |
|                   |                      |                                      | 76               | POLICE SERVICES                      | Completed       | CDBG        | \$39,920.00         | \$39,920.00         | \$0.00        |
|                   |                      | <b>Project Total</b>                 |                  |                                      |                 |             | <b>\$39,920.00</b>  | <b>\$39,920.00</b>  | <b>\$0.00</b> |
|                   | 2                    | Adopt-A-Block                        | 77               | ADOPT-A-BLOCK                        | Completed       | CDBG        | \$3,116.05          | \$3,116.05          | \$0.00        |
|                   |                      | <b>Project Total</b>                 |                  |                                      |                 |             | <b>\$3,116.05</b>   | <b>\$3,116.05</b>   | <b>\$0.00</b> |
|                   | 3                    | Little Stingers                      | 78               | LITTLE STINGERS                      | Canceled        | CDBG        | \$0.00              | \$0.00              | \$0.00        |
|                   |                      | <b>Project Total</b>                 |                  |                                      |                 |             | <b>\$0.00</b>       | <b>\$0.00</b>       | <b>\$0.00</b> |
|                   | 4                    | Meals On Wheels                      | 79               | MEALS ON WHEELS                      | Completed       | CDBG        | \$1,800.00          | \$1,800.00          | \$0.00        |
|                   |                      | <b>Project Total</b>                 |                  |                                      |                 |             | <b>\$1,800.00</b>   | <b>\$1,800.00</b>   | <b>\$0.00</b> |
|                   | 5                    | Hesperia RPD, ASAP                   | 80               | HESPERIA RPD, ASAP                   | Canceled        | CDBG        | \$0.00              | \$0.00              | \$0.00        |
|                   |                      | <b>Project Total</b>                 |                  |                                      |                 |             | <b>\$0.00</b>       | <b>\$0.00</b>       | <b>\$0.00</b> |
|                   | 6                    | High Desert Cultural Arts            | 81               | HIGH DESERT CULTURAL ARTS            | Canceled        | CDBG        | \$0.00              | \$0.00              | \$0.00        |
|                   |                      | <b>Project Total</b>                 |                  |                                      |                 |             | <b>\$0.00</b>       | <b>\$0.00</b>       | <b>\$0.00</b> |
|                   | 7                    | Code Enforcement                     | 82               | CODE ENFORCEMENT                     | Completed       | CDBG        | \$45,000.00         | \$45,000.00         | \$0.00        |
|                   |                      | <b>Project Total</b>                 |                  |                                      |                 |             | <b>\$45,000.00</b>  | <b>\$45,000.00</b>  | <b>\$0.00</b> |
|                   | 8                    | Economic Development                 | 83               | ECONOMIC DEVELOPMENT                 | Completed       | CDBG        | \$97,147.71         | \$97,147.71         | \$0.00        |
|                   |                      | <b>Project Total</b>                 |                  |                                      |                 |             | <b>\$97,147.71</b>  | <b>\$97,147.71</b>  | <b>\$0.00</b> |
|                   | 9                    | Program Administration               | 84               | CDBG PROGRAM ADMIN                   | Completed       | CDBG        | \$105,073.80        | \$105,073.80        | \$0.00        |
|                   |                      | <b>Project Total</b>                 |                  |                                      |                 |             | <b>\$105,073.80</b> | <b>\$105,073.80</b> | <b>\$0.00</b> |
|                   | 10                   | Inland Fair Housing Mediation Board  | 85               | INLAND FAIR HOUSING MEDIATION BOARD  | Completed       | CDBG        | \$14,988.00         | \$14,988.00         | \$0.00        |
|                   |                      | <b>Project Total</b>                 |                  |                                      |                 |             | <b>\$14,988.00</b>  | <b>\$14,988.00</b>  | <b>\$0.00</b> |
|                   | 11                   | Section 108                          | 86               | SECTION 108                          | Completed       | CDBG        | \$311,216.51        | \$311,216.51        | \$0.00        |
|                   |                      | <b>Project Total</b>                 |                  |                                      |                 |             | <b>\$311,216.51</b> | <b>\$311,216.51</b> | <b>\$0.00</b> |
|                   | 12                   | Graffiti Removal Program             | 87               | GRAFFITI REMOVAL PROGRAM             | Completed       | CDBG        | \$5,929.20          | \$5,929.20          | \$0.00        |
|                   |                      | <b>Project Total</b>                 |                  |                                      |                 |             | <b>\$5,929.20</b>   | <b>\$5,929.20</b>   | <b>\$0.00</b> |
|                   | 13                   | Call for Life Pregnancy Help Center  | 88               | CALL FOR LIFE PREGNANCY HELP CENTER  | Completed       | CDBG        | \$5,120.00          | \$5,120.00          | \$0.00        |
|                   |                      | <b>Project Total</b>                 |                  |                                      |                 |             | <b>\$5,120.00</b>   | <b>\$5,120.00</b>   | <b>\$0.00</b> |
|                   | 14                   | High Desert Domestic Violence        | 89               | HIGH DESERT DOMESTIC VIOLENCE        | Completed       | CDBG        | \$5,500.00          | \$5,500.00          | \$0.00        |
|                   |                      | <b>Project Total</b>                 |                  |                                      |                 |             | <b>\$5,500.00</b>   | <b>\$5,500.00</b>   | <b>\$0.00</b> |

U.S. Department of Housing and Urban Development  
Office of Community Planning and Development  
Integrated Disbursement and Information System  
List of Activities By Program Year And Project  
HESPERIA,CA

| Plan Year | IDIS Project  | Project   | IDIS Activity ID | Activity Name                            | Activity Status | Program | Funded Amount | Draw Amount  | Balance |
|-----------|---------------|---|------------------|--|-----------------|---------|---------------|--------------|---------|
| 2000      | 15            | Mohave Deaf Services                                    | 90               | MOJAVE DEAF SERVICES                     | Completed       | CDBG    | \$2,500.00    | \$2,500.00   | \$0.00  |
|           |               | Project Total   |                  |  |                 |         | \$2,500.00    | \$2,500.00   | \$0.00  |
|           | 16            | San Bernardino County Library                           | 91               | SAN BERNADINO COUNTY LIBRARY             | Completed       | CDBG    | \$868.02      | \$868.02     | \$0.00  |
|           |               | Project Total   |                  |  |                 |         | \$868.02      | \$868.02     | \$0.00  |
|           | 17            | Mojave River Valley Special Olympics                    | 92               | MOJAVE RIVER VALLEY SPECIAL OLYMPICS     | Canceled        | CDBG    | \$0.00        | \$0.00       | \$0.00  |
|           |               | Project Total   |                  |  |                 |         | \$0.00        | \$0.00       | \$0.00  |
|           | Program Total |   |                  |  |                 | CDBG    | \$638,179.29  | \$638,179.29 | \$0.00  |
| 2001      | 2000 Total    |   |                  |  |                 |         | \$638,179.29  | \$638,179.29 | \$0.00  |
|           | 1             | Code Enforcement  | 93               | CODE ENFORCEMENT                         | Completed       | CDBG    | \$41,250.00   | \$41,250.00  | \$0.00  |
|           |               | Project Total   |                  |  |                 |         | \$41,250.00   | \$41,250.00  | \$0.00  |
|           | 2             | Neighborhood Police Services                            | 94               | NEIGHBORHOOD POLICE SERVICES             | Completed       | CDBG    | \$36,593.33   | \$36,593.33  | \$0.00  |
|           |               | Project Total   |                  |  |                 |         | \$36,593.33   | \$36,593.33  | \$0.00  |
|           | 3             | Adopt-A-Block   | 95               | ADOPT-A-BLOCK                            | Completed       | CDBG    | \$4,549.57    | \$4,549.57   | \$0.00  |
|           |               | Project Total   |                  |  |                 |         | \$4,549.57    | \$4,549.57   | \$0.00  |
|           | 4             | Victor Valley Community Dental Service Program          | 96               | VICTOR VALLEY COMMUNITY DENTAL SERVICE   | Completed       | CDBG    | \$3,300.00    | \$3,300.00   | \$0.00  |
|           |               | Project Total   |                  |  |                 |         | \$3,300.00    | \$3,300.00   | \$0.00  |
|           | 5             | High Desert Area Reading Experience, Inc. (HI-D.A.R.E.) | 97               | HIGH DESERT AREA READING EXP (HI-DARE)   | Canceled        | CDBG    | \$0.00        | \$0.00       | \$0.00  |
|           |               | Project Total   |                  |  |                 |         | \$0.00        | \$0.00       | \$0.00  |
|           | 6             | High Desert Domestic Violence                           | 98               | HIGH DESERT DOMESTICE VIOLENCE           | Completed       | CDBG    | \$2,500.00    | \$2,500.00   | \$0.00  |
|           |               | Project Total   |                  |  |                 |         | \$2,500.00    | \$2,500.00   | \$0.00  |
|           | 7             | Call For Life Pregnancy Help Center                     | 99               | CALL FOR LIFE PREGNANCY HELP CENTER      | Completed       | CDBG    | \$2,779.44    | \$2,779.44   | \$0.00  |
|           |               | Project Total   |                  |  |                 |         | \$2,779.44    | \$2,779.44   | \$0.00  |
|           | 8             | Mojave Deaf Services                                    | 100              | MOJAVE DEAF SERVICES                     | Completed       | CDBG    | \$1,347.25    | \$1,347.25   | \$0.00  |
|           |               | Project Total   |                  |  |                 |         | \$1,347.25    | \$1,347.25   | \$0.00  |
|           | 9             | San Bernardino County Library                           | 101              | SAN BERNARDINO COUNTY LIBRARY            | Canceled        | CDBG    | \$0.00        | \$0.00       | \$0.00  |
|           |               | Project Total   |                  |  |                 |         | \$0.00        | \$0.00       | \$0.00  |
|           | 10            | Economic Development                                    | 102              | ECONOMIC DEVELOPMENT                     | Completed       | CDBG    | \$123,474.68  | \$123,474.68 | \$0.00  |
|           |               | Project Total   |                  |  |                 |         | \$123,474.68  | \$123,474.68 | \$0.00  |
|           | 11            | Section 108 Loan (Debt Service)                         | 103              | SECTION 108 LOAN                         | Completed       | CDBG    | \$202,883.53  | \$202,883.53 | \$0.00  |
|           |               | Project Total   |                  |  |                 |         | \$202,883.53  | \$202,883.53 | \$0.00  |
|           | 12            | High Desert Domestic Violence (Capital Improvement)     | 104              | HIGH DESERT DOMESTIC (CAPITAL IMPROVMNT) | Canceled        | CDBG    | \$0.00        | \$0.00       | \$0.00  |
|           |               | Project Total   |                  |  |                 |         | \$0.00        | \$0.00       | \$0.00  |
|           | 13            | Inland Fair Housing Mediation Board                     | 105              | INLAND FAIR HOUSING MEDIATION BOARD      | Completed       | CDBG    | \$10,910.82   | \$10,910.82  | \$0.00  |
|           |               | Project Total   |                  |  |                 |         | \$10,910.82   | \$10,910.82  | \$0.00  |
|           | 14            | CDBG Administration                                     | 106              | CDBG PROGRAM ADMINISTRATION              | Completed       | CDBG    | \$120,049.74  | \$120,049.74 | \$0.00  |
|           |               | Project Total   |                  |  |                 |         | \$120,049.74  | \$120,049.74 | \$0.00  |

U.S. Department of Housing and Urban Development  
Office of Community Planning and Development  
Integrated Disbursement and Information System  
List of Activities By Program Year And Project  
HESPERIA,CA

DATE: 08-28-19  
TIME: 18:45  
PAGE: 6

| Plan Year | IDIS Project         | Project   | IDIS Activity ID | Activity Name                            | Activity Status | Program     | Funded Amount       | Draw Amount         | Balance       |
|-----------|----------------------|---|------------------|--|-----------------|-------------|---------------------|---------------------|---------------|
| 2001      | 15                   | Hesperia Recreation and Parks District            | 107              | HESPERIA RECREATION AND PARKS DISTRICT   | Completed       | CDBG        | \$5,000.00          | \$5,000.00          | \$0.00        |
|           |                      | <b>Project Total</b>                              |                  |  |                 |             | <b>\$5,000.00</b>   | <b>\$5,000.00</b>   | <b>\$0.00</b> |
|           | 16                   | High Desert Homeless Services Inc.                | 108              | HIGH DESERT HOMELESS SERVICES INC.       | Completed       | CDBG        | \$4,900.00          | \$4,900.00          | \$0.00        |
|           |                      | <b>Project Total</b>                              |                  |  |                 |             | <b>\$4,900.00</b>   | <b>\$4,900.00</b>   | <b>\$0.00</b> |
|           | 17                   | Victor Valley Domestic Violence Inc.              | 109              | VICTOR VALLEY DOMESTICE VIOLENCE INC.    | Completed       | CDBG        | \$2,500.00          | \$2,500.00          | \$0.00        |
|           |                      | <b>Project Total</b>                              |                  |  |                 |             | <b>\$2,500.00</b>   | <b>\$2,500.00</b>   | <b>\$0.00</b> |
|           | <b>Program Total</b> |   |                  |  |                 | <b>CDBG</b> | <b>\$562,038.36</b> | <b>\$562,038.36</b> | <b>\$0.00</b> |
| 2002      |                      | <b>2001 Total</b>                                 |                  |  |                 |             | <b>\$562,038.36</b> | <b>\$562,038.36</b> | <b>\$0.00</b> |
|           | 1                    | CDBG Program Administration                       | 110              | CDBG PROGRAM ADMINISTRATION              | Completed       | CDBG        | \$130,580.01        | \$130,580.01        | \$0.00        |
|           |                      | <b>Project Total</b>                              |                  |  |                 |             | <b>\$130,580.01</b> | <b>\$130,580.01</b> | <b>\$0.00</b> |
|           | 2                    | Inland Fair Housing Mediation Board               | 111              | INLAND FAIR HOUSING MEDIATION BOARD      | Completed       | CDBG        | \$15,870.00         | \$15,870.00         | \$0.00        |
|           |                      | <b>Project Total</b>                              |                  |  |                 |             | <b>\$15,870.00</b>  | <b>\$15,870.00</b>  | <b>\$0.00</b> |
|           | 3                    | Hesperia Community Library Construction Project   | 112              | HESPERIA BRANCH LIBRARY ACQUISITION      | Completed       | CDBG        | \$172,537.00        | \$172,537.00        | \$0.00        |
|           |                      | <b>Project Total</b>                              |                  |  |                 |             | <b>\$172,537.00</b> | <b>\$172,537.00</b> | <b>\$0.00</b> |
|           | 4                    | Oasis Counseling Center                           | 113              | OASIS COUNSELING CENTER                  | Completed       | CDBG        | \$5,000.00          | \$5,000.00          | \$0.00        |
|           |                      | <b>Project Total</b>                              |                  |  |                 |             | <b>\$5,000.00</b>   | <b>\$5,000.00</b>   | <b>\$0.00</b> |
|           | 5                    | Hesperia Recreation & Park District - Lime Street | 114              | HESPERIA RECREATION & PARK - LIME STREET | Completed       | CDBG        | \$5,000.00          | \$5,000.00          | \$0.00        |
|           |                      | <b>Project Total</b>                              |                  |  |                 |             | <b>\$5,000.00</b>   | <b>\$5,000.00</b>   | <b>\$0.00</b> |
|           | 6                    | St. John of God Health Care Services              | 115              | ST. JOHN OF GOD HEALTH SERVICES          | Completed       | CDBG        | \$2,500.00          | \$2,500.00          | \$0.00        |
|           |                      | <b>Project Total</b>                              |                  |  |                 |             | <b>\$2,500.00</b>   | <b>\$2,500.00</b>   | <b>\$0.00</b> |
|           | 7                    | Call for Life Pregnancy Help Center               | 116              | CALL FOR LIFE PREGNANCY HELP CENTER      | Completed       | CDBG        | \$4,500.00          | \$4,500.00          | \$0.00        |
|           |                      | <b>Project Total</b>                              |                  |  |                 |             | <b>\$4,500.00</b>   | <b>\$4,500.00</b>   | <b>\$0.00</b> |
|           | 8                    | High Desert Meals on Wheels                       | 117              | HIGH DESERT MEALS ON WHEELS              | Completed       | CDBG        | \$2,210.00          | \$2,210.00          | \$0.00        |
|           |                      | <b>Project Total</b>                              |                  |  |                 |             | <b>\$2,210.00</b>   | <b>\$2,210.00</b>   | <b>\$0.00</b> |
|           | 9                    | High Desert Domestic Violence Program, Inc        | 118              | HIGH DESERT DOMESTIC VIOLENCE PROGRAM    | Completed       | CDBG        | \$3,500.00          | \$3,500.00          | \$0.00        |
|           |                      | <b>Project Total</b>                              |                  |  |                 |             | <b>\$3,500.00</b>   | <b>\$3,500.00</b>   | <b>\$0.00</b> |
|           | 10                   | Hannah's Inn Ministries, Inc.                     | 119              | HANNAH'S INN MINISTRIES, INC.            | Completed       | CDBG        | \$392.15            | \$392.15            | \$0.00        |
|           |                      | <b>Project Total</b>                              |                  |  |                 |             | <b>\$392.15</b>     | <b>\$392.15</b>     | <b>\$0.00</b> |
|           | 11                   | Ronald McDonald House Charities                   | 120              | RONALD MCDONALD HOUSE CHARITIES          | Completed       | CDBG        | \$2,000.00          | \$2,000.00          | \$0.00        |
|           |                      | <b>Project Total</b>                              |                  |  |                 |             | <b>\$2,000.00</b>   | <b>\$2,000.00</b>   | <b>\$0.00</b> |
|           | 12                   | Mojave Deaf Services                              | 121              | MOJAVE DEAF SERVICES                     | Completed       | CDBG        | \$864.46            | \$864.46            | \$0.00        |
|           |                      | <b>Project Total</b>                              |                  |  |                 |             | <b>\$864.46</b>     | <b>\$864.46</b>     | <b>\$0.00</b> |
|           | 13                   | High Desert Homeless Services, Inc.               | 122              | HIGH DESERT HOMELESS SERVICES, INC.      | Completed       | CDBG        | \$5,000.00          | \$5,000.00          | \$0.00        |
|           |                      | <b>Project Total</b>                              |                  |  |                 |             | <b>\$5,000.00</b>   | <b>\$5,000.00</b>   | <b>\$0.00</b> |
|           | 14                   | Oasis Counseling Center                           | 123              | OASIS COUSELING CENTER                   | Completed       | CDBG        | \$1,706.25          | \$1,706.25          | \$0.00        |
|           |                      | <b>Project Total</b>                              |                  |  |                 |             | <b>\$1,706.25</b>   | <b>\$1,706.25</b>   | <b>\$0.00</b> |
|           | 15                   | One to One Mentors, Inc.                          | 124              | ONE TO ONE MENTORS, INC.                 | Completed       | CDBG        | \$2,292.00          | \$2,292.00          | \$0.00        |

U.S. Department of Housing and Urban Development  
Office of Community Planning and Development  
Integrated Disbursement and Information System  
List of Activities By Program Year And Project  
HESPERIA,CA

DATE: 08-28-19  
TIME: 18:45  
PAGE: 7

| Plan Year | IDIS Project | Project  | IDIS Activity ID | Activity Name                           | Activity Status | Program     | Funded Amount         | Draw Amount           | Balance       |
|-----------|--------------|--|------------------|---|-----------------|-------------|-----------------------|-----------------------|---------------|
| 2002      | 15           | <b>Project Total</b>   |                  |   |                 |             | <b>\$2,292.00</b>     | <b>\$2,292.00</b>     | <b>\$0.00</b> |
|           | 16           | Hesperia Recreation & Park District - Special Olympics       | 125              | HESPERIA REC&PARK-SPECIAL OLYMPICS      | Completed       | CDBG        | \$3,000.00            | \$3,000.00            | \$0.00        |
|           |              | <b>Project Total</b>   |                  |   |                 |             | <b>\$3,000.00</b>     | <b>\$3,000.00</b>     | <b>\$0.00</b> |
|           | 17           | Neighborhood Police Services                                 | 126              | NEIGHBORHOOD POLICE SERVICES            | Completed       | CDBG        | \$29,940.00           | \$29,940.00           | \$0.00        |
|           |              | <b>Project Total</b>   |                  |   |                 |             | <b>\$29,940.00</b>    | <b>\$29,940.00</b>    | <b>\$0.00</b> |
|           | 18           | Victor Valley Community Dental Service                       | 127              | VICTOR VALLEY COMMUNITY DENTAL SVC      | Completed       | CDBG        | \$2,500.00            | \$2,500.00            | \$0.00        |
|           |              | <b>Project Total</b>   |                  |   |                 |             | <b>\$2,500.00</b>     | <b>\$2,500.00</b>     | <b>\$0.00</b> |
|           | 19           | High Desert Employment Services (One Stop Youth Employment)  | 128              | HIGH DESERT EMPLOYMENT (ONE-STOP YOUTH) | Canceled        | CDBG        | \$0.00                | \$0.00                | \$0.00        |
|           |              | <b>Project Total</b>   |                  |   |                 |             | <b>\$0.00</b>         | <b>\$0.00</b>         | <b>\$0.00</b> |
|           | 20           | Code Enforcement   | 129              | CODE ENFORCEMENT                        | Completed       | CDBG        | \$40,000.00           | \$40,000.00           | \$0.00        |
|           |              | <b>Project Total</b>   |                  |   |                 |             | <b>\$40,000.00</b>    | <b>\$40,000.00</b>    | <b>\$0.00</b> |
|           | 21           | Victor Valley Domestic Violence- "A Better Way"              | 130              | VICTOR VALLEY DOMESTIC- "A BETTER WAY"  | Completed       | CDBG        | \$2,240.00            | \$2,240.00            | \$0.00        |
|           |              | <b>Project Total</b>   |                  |   |                 |             | <b>\$2,240.00</b>     | <b>\$2,240.00</b>     | <b>\$0.00</b> |
|           | 22           | Hesperia Recreation & Park District- A.S.A.P.                | 131              | HESPERIA REC & PARK DIST - A.S.A.P.     | Completed       | CDBG        | \$2,499.58            | \$2,499.58            | \$0.00        |
|           |              | <b>Project Total</b>   |                  |   |                 |             | <b>\$2,499.58</b>     | <b>\$2,499.58</b>     | <b>\$0.00</b> |
|           | 23           | Section 108 loan (Debt Service)                              | 132              | SECTION 108 LOAN PROGRAM                | Completed       | CDBG        | \$190,258.97          | \$190,258.97          | \$0.00        |
|           |              | <b>Project Total</b>   |                  |   |                 |             | <b>\$190,258.97</b>   | <b>\$190,258.97</b>   | <b>\$0.00</b> |
|           | 24           | ACQUISITION  | 133              | ACQUISITION                             | Canceled        | CDBG        | \$626,294.63          | \$626,294.63          | \$0.00        |
|           |              | <b>Project Total</b>   |                  |   |                 |             | <b>\$626,294.63</b>   | <b>\$626,294.63</b>   | <b>\$0.00</b> |
|           |              | <b>Program Total</b>   |                  |   |                 | <b>CDBG</b> | <b>\$1,250,685.05</b> | <b>\$1,250,685.05</b> | <b>\$0.00</b> |
|           |              | <b>2002 Total</b>  |                  |   |                 |             | <b>\$1,250,685.05</b> | <b>\$1,250,685.05</b> | <b>\$0.00</b> |
| 2003      | 2            | Section 108 Loan (Debt Service)                              | 138              | SECTION 108 LOAN (DEBT SERVICE)         | Completed       | CDBG        | \$164,568.16          | \$164,568.16          | \$0.00        |
|           |              | <b>Project Total</b>   |                  |   |                 |             | <b>\$164,568.16</b>   | <b>\$164,568.16</b>   | <b>\$0.00</b> |
|           | 3            | High Desert Meals on Wheels                                  | 135              | HIGH DESERT MEALS ON WHEELS             | Canceled        | CDBG        | \$0.00                | \$0.00                | \$0.00        |
|           |              |  | 139              | HIGH DESERT MEALS ON WHEELS             | Completed       | CDBG        | \$5,000.00            | \$5,000.00            | \$0.00        |
|           |              | <b>Project Total</b>   |                  |   |                 |             | <b>\$5,000.00</b>     | <b>\$5,000.00</b>     | <b>\$0.00</b> |
|           | 4            | High Desert Homeless Services                                | 136              | HIGH DESERT HOMELESS SERVICES           | Canceled        | CDBG        | \$0.00                | \$0.00                | \$0.00        |
|           |              |  | 140              | HIGH DESERT HOMELESS SERVICES           | Completed       | CDBG        | \$7,260.00            | \$7,260.00            | \$0.00        |
|           |              | <b>Project Total</b>   |                  |   |                 |             | <b>\$7,260.00</b>     | <b>\$7,260.00</b>     | <b>\$0.00</b> |
|           | 5            | Mojave Deaf Services   | 141              | MOJAVE DEAF SERVICES                    | Completed       | CDBG        | \$1,763.00            | \$1,763.00            | \$0.00        |
|           |              | <b>Project Total</b>   |                  |   |                 |             | <b>\$1,763.00</b>     | <b>\$1,763.00</b>     | <b>\$0.00</b> |
|           | 6            | Hesperia Park & Rec - After School Activities Program (ASAP) | 142              | HESPERIA PARK & RECREATION - ASAP       | Completed       | CDBG        | \$5,000.00            | \$5,000.00            | \$0.00        |
|           |              | <b>Project Total</b>   |                  |   |                 |             | <b>\$5,000.00</b>     | <b>\$5,000.00</b>     | <b>\$0.00</b> |
|           | 7            | Hesperia Code Enforcement                                    | 143              | CODE ENFORCEMENT                        | Completed       | CDBG        | \$143,200.00          | \$143,200.00          | \$0.00        |
|           |              | <b>Project Total</b>   |                  |   |                 |             | <b>\$143,200.00</b>   | <b>\$143,200.00</b>   | <b>\$0.00</b> |
|           | 8            | Call for Life Pregnancy Center                               | 137              | CALL FOR LIFE PREGNANCY                 | Canceled        | CDBG        | \$0.00                | \$0.00                | \$0.00        |

U.S. Department of Housing and Urban Development  
Office of Community Planning and Development  
Integrated Disbursement and Information System  
List of Activities By Program Year And Project  
HESPERIA,CA

DATE: 08-28-19  
TIME: 18:45  
PAGE: 8

| Plan Year | IDIS Project         | Project  | IDIS Activity ID | Activity Name                          | Activity Status | Program     | Funded Amount       | Draw Amount         | Balance       |
|-----------|----------------------|--|------------------|--|-----------------|-------------|---------------------|---------------------|---------------|
| 2003      | 8                    | Call for Life Pregnancy Center                   | 144              | CALL FOR LIFE PREGNANCY CENTER         | Completed       | CDBG        | \$4,025.00          | \$4,025.00          | \$0.00        |
|           |                      | <b>Project Total</b>                             |                  |  |                 |             | <b>\$4,025.00</b>   | <b>\$4,025.00</b>   | <b>\$0.00</b> |
|           | 10                   | High Desert Domestic Violence Program, Inc.      | 145              | HIGH DESERT DOMESTIC VIOLENCE PROGRAM  | Completed       | CDBG        | \$5,000.00          | \$5,000.00          | \$0.00        |
|           |                      | <b>Project Total</b>                             |                  |  |                 |             | <b>\$5,000.00</b>   | <b>\$5,000.00</b>   | <b>\$0.00</b> |
|           | 13                   | Victor Valley Domestic Violence - "A Better Way" | 146              | VICTOR VALLEY DOMESTIC - A BETTER WAY  | Completed       | CDBG        | \$5,000.00          | \$5,000.00          | \$0.00        |
|           |                      | <b>Project Total</b>                             |                  |  |                 |             | <b>\$5,000.00</b>   | <b>\$5,000.00</b>   | <b>\$0.00</b> |
|           | 15                   | High Desert Mental Health                        | 147              | HIGH DESERT MENTAL HEALTH              | Completed       | CDBG        | \$5,000.00          | \$5,000.00          | \$0.00        |
|           |                      | <b>Project Total</b>                             |                  |  |                 |             | <b>\$5,000.00</b>   | <b>\$5,000.00</b>   | <b>\$0.00</b> |
|           | 16                   | Moses House Ministries                           | 148              | MOSES HOUSE MINISTRIES                 | Completed       | CDBG        | \$5,000.00          | \$5,000.00          | \$0.00        |
|           |                      | <b>Project Total</b>                             |                  |  |                 |             | <b>\$5,000.00</b>   | <b>\$5,000.00</b>   | <b>\$0.00</b> |
|           | 18                   | Inland Fair Housing Mediation Board              | 149              | INLAND FAIR HOUSING MEDIATION BOARD    | Completed       | CDBG        | \$12,613.00         | \$12,613.00         | \$0.00        |
|           |                      | <b>Project Total</b>                             |                  |  |                 |             | <b>\$12,613.00</b>  | <b>\$12,613.00</b>  | <b>\$0.00</b> |
|           | 20                   | Off-Site Improvement                             | 150              | OFF-SITE IMPROVEMENT                   | Canceled        | CDBG        | \$0.00              | \$0.00              | \$0.00        |
|           |                      | <b>Project Total</b>                             |                  |  |                 |             | <b>\$0.00</b>       | <b>\$0.00</b>       | <b>\$0.00</b> |
|           | 21                   | Neighborhood Police Services                     | 134              | NEIGHBORHOOD POLICE SERVICES           | Canceled        | CDBG        | \$0.00              | \$0.00              | \$0.00        |
|           |                      |  | 151              | NEIGHBORHOOD POLICE SERVICES           | Completed       | CDBG        | \$29,940.00         | \$29,940.00         | \$0.00        |
|           |                      | <b>Project Total</b>                             |                  |  |                 |             | <b>\$29,940.00</b>  | <b>\$29,940.00</b>  | <b>\$0.00</b> |
|           | 22                   | Desert Aquatics, Inc.                            | 152              | DESERT AQUATICS, INC.                  | Completed       | CDBG        | \$360.00            | \$360.00            | \$0.00        |
|           |                      | <b>Project Total</b>                             |                  |  |                 |             | <b>\$360.00</b>     | <b>\$360.00</b>     | <b>\$0.00</b> |
|           | 23                   | Performing Arts Education Foundation             | 153              | PERFORMING ARTS EDUCATION FOUNDATION   | Completed       | CDBG        | \$4,739.00          | \$4,739.00          | \$0.00        |
|           |                      | <b>Project Total</b>                             |                  |  |                 |             | <b>\$4,739.00</b>   | <b>\$4,739.00</b>   | <b>\$0.00</b> |
|           | 24                   | CDBG PROGRAM ADMINISTRATION                      | 154              | CDBG PROGRAM ADMINISTRATION            | Completed       | CDBG        | \$122,653.00        | \$122,653.00        | \$0.00        |
|           |                      | <b>Project Total</b>                             |                  |  |                 |             | <b>\$122,653.00</b> | <b>\$122,653.00</b> | <b>\$0.00</b> |
|           | 25                   | HOUSING SERVICES                                 | 155              | HOUSING SERVICES                       | Completed       | CDBG        | \$40,000.00         | \$40,000.00         | \$0.00        |
|           |                      | <b>Project Total</b>                             |                  |  |                 |             | <b>\$40,000.00</b>  | <b>\$40,000.00</b>  | <b>\$0.00</b> |
|           | 26                   | CDBG HOUSING REHABILITATION LOAN PROGRAM (HRLP)  | 156              | HOUSING REHABILITATION LOAN PRG (HRLP) | Canceled        | CDBG        | \$0.00              | \$0.00              | \$0.00        |
|           |                      | <b>Project Total</b>                             |                  |  |                 |             | <b>\$0.00</b>       | <b>\$0.00</b>       | <b>\$0.00</b> |
|           | <b>Program Total</b> |  |                  |  |                 | <b>CDBG</b> | <b>\$561,121.16</b> | <b>\$561,121.16</b> | <b>\$0.00</b> |
|           | <b>2003 Total</b>    |  |                  |  |                 |             | <b>\$561,121.16</b> | <b>\$561,121.16</b> | <b>\$0.00</b> |
| 2004      | 1                    | CDBG PROGRAM ADMINISTRATION                      | 157              | CDBG PROGRAM ADMINISTRATION            | Completed       | CDBG        | \$165,208.00        | \$165,208.00        | \$0.00        |
|           |                      | <b>Project Total</b>                             |                  |  |                 |             | <b>\$165,208.00</b> | <b>\$165,208.00</b> | <b>\$0.00</b> |
|           | 2                    | INLAND FAIR HOUSING MEDIATION BOARD              | 158              | INLAND FAIR HOUSING MEDIATION BOARD    | Completed       | CDBG        | \$16,636.00         | \$16,636.00         | \$0.00        |
|           |                      | <b>Project Total</b>                             |                  |  |                 |             | <b>\$16,636.00</b>  | <b>\$16,636.00</b>  | <b>\$0.00</b> |
|           | 3                    | CALL FOR LIFE PREGNANCY CENTER                   | 159              | CALL FOR LIFE PREGNANCY CENTER         | Completed       | CDBG        | \$5,000.00          | \$5,000.00          | \$0.00        |
|           |                      | <b>Project Total</b>                             |                  |  |                 |             | <b>\$5,000.00</b>   | <b>\$5,000.00</b>   | <b>\$0.00</b> |
|           | 4                    | HIGH DESERT MEALS ON WHEELS                      | 160              | HIGH DESERT MEALS ON WHEELS            | Completed       | CDBG        | \$5,000.00          | \$5,000.00          | \$0.00        |

U.S. Department of Housing and Urban Development  
Office of Community Planning and Development  
Integrated Disbursement and Information System  
List of Activities By Program Year And Project  
HESPERIA,CA

DATE: 08-28-19  
TIME: 18:45  
PAGE: 9

| Plan Year | IDIS Project | Project   | IDIS Activity ID | Activity Name                           | Activity Status | Program     | Funded Amount       | Draw Amount         | Balance       |
|-----------|--------------|---|------------------|---|-----------------|-------------|---------------------|---------------------|---------------|
| 2004      | 4            | <b>Project Total</b>                                |                  |   |                 |             | <b>\$5,000.00</b>   | <b>\$5,000.00</b>   | <b>\$0.00</b> |
|           | 5            | HIGH DESERT DOMESTIC VIOLENCE                       | 161              | HIGH DESERT DOMESTIC VIOLENCE           | Completed       | CDBG        | \$4,876.00          | \$4,876.00          | \$0.00        |
|           |              | <b>Project Total</b>                                |                  |   |                 |             | <b>\$4,876.00</b>   | <b>\$4,876.00</b>   | <b>\$0.00</b> |
|           | 6            | MOJAVE DEAF SERVICES                                | 162              | MOJAVE DEAF SERVICES                    | Canceled        | CDBG        | \$0.00              | \$0.00              | \$0.00        |
|           |              | <b>Project Total</b>                                |                  |   |                 |             | <b>\$0.00</b>       | <b>\$0.00</b>       | <b>\$0.00</b> |
|           | 7            | MOSES HOUSE MINISTRIES                              | 163              | MOSES HOUSE MINISTRIES                  | Completed       | CDBG        | \$5,000.00          | \$5,000.00          | \$0.00        |
|           |              | <b>Project Total</b>                                |                  |   |                 |             | <b>\$5,000.00</b>   | <b>\$5,000.00</b>   | <b>\$0.00</b> |
|           | 8            | OASIS COUNSELING CENTER                             | 164              | OASIS COUNSELING CENTER                 | Completed       | CDBG        | \$5,000.00          | \$5,000.00          | \$0.00        |
|           |              | <b>Project Total</b>                                |                  |   |                 |             | <b>\$5,000.00</b>   | <b>\$5,000.00</b>   | <b>\$0.00</b> |
|           | 9            | HIGH DESERT HOMELESS SERVICES                       | 165              | HIGH DESERT HOMELESS SERVICES           | Completed       | CDBG        | \$5,000.00          | \$5,000.00          | \$0.00        |
|           |              | <b>Project Total</b>                                |                  |   |                 |             | <b>\$5,000.00</b>   | <b>\$5,000.00</b>   | <b>\$0.00</b> |
|           | 10           | VICTOR VALLEY DOMESTIC VIOLENCE - "A BETTER WAY"    | 166              | VICTOR VALLEY DOMESTIC VIOLENCE         | Completed       | CDBG        | \$10,000.00         | \$10,000.00         | \$0.00        |
|           |              | <b>Project Total</b>                                |                  |   |                 |             | <b>\$10,000.00</b>  | <b>\$10,000.00</b>  | <b>\$0.00</b> |
|           | 11           | HESPERIA RECREATION AND PARKS DISTRICT - MRVSO      | 167              | HESPERIA REC AND PARKS DISTRICT - MRSVO | Completed       | CDBG        | \$3,129.00          | \$3,129.00          | \$0.00        |
|           |              | <b>Project Total</b>                                |                  |   |                 |             | <b>\$3,129.00</b>   | <b>\$3,129.00</b>   | <b>\$0.00</b> |
|           | 12           | GRAFFITI REMOVAL                                    | 168              | GRAFFITI REMOVAL                        | Completed       | CDBG        | \$9,990.00          | \$9,990.00          | \$0.00        |
|           |              | <b>Project Total</b>                                |                  |   |                 |             | <b>\$9,990.00</b>   | <b>\$9,990.00</b>   | <b>\$0.00</b> |
|           | 13           | NEIGHBORHOOD POLICE SERVICES                        | 169              | NEIGHBORHOOD POLICE SERVICES            | Completed       | CDBG        | \$29,940.00         | \$29,940.00         | \$0.00        |
|           |              | <b>Project Total</b>                                |                  |   |                 |             | <b>\$29,940.00</b>  | <b>\$29,940.00</b>  | <b>\$0.00</b> |
|           | 14           | HESPERIA FIRE DISTRICT - SMOKE DETECTOR REPLACEMENT | 174              | HESPERIA FIRE - SMOKE DETECTOR          | Completed       | CDBG        | \$3,872.54          | \$3,872.54          | \$0.00        |
|           |              | <b>Project Total</b>                                |                  |   |                 |             | <b>\$3,872.54</b>   | <b>\$3,872.54</b>   | <b>\$0.00</b> |
|           | 15           | HESPERIA FIRE DISTRICT - CPR TRAINING               | 175              | HESPERIA FIRE - CPR                     | Canceled        | CDBG        | \$0.00              | \$0.00              | \$0.00        |
|           |              | <b>Project Total</b>                                |                  |   |                 |             | <b>\$0.00</b>       | <b>\$0.00</b>       | <b>\$0.00</b> |
|           | 16           | CDBG HOUSING REHABILITATION LOAN PROGRAM - HRLP     | 170              | CDBG HOUSING REHAB LOAN PROGRAM         | Completed       | CDBG        | \$114,994.00        | \$114,994.00        | \$0.00        |
|           |              | <b>Project Total</b>                                |                  |   |                 |             | <b>\$114,994.00</b> | <b>\$114,994.00</b> | <b>\$0.00</b> |
|           | 17           | HOUSING PROGRAM ADMINISTRATION                      | 171              | HOUSING ADMINISTRATIVE SERVICES         | Completed       | CDBG        | \$38,429.00         | \$38,429.00         | \$0.00        |
|           |              | <b>Project Total</b>                                |                  |   |                 |             | <b>\$38,429.00</b>  | <b>\$38,429.00</b>  | <b>\$0.00</b> |
|           | 18           | HESPERIA CODE ENFORCEMENT                           | 172              | HESPERIA CODE ENFORCEMENT               | Completed       | CDBG        | \$146,600.00        | \$146,600.00        | \$0.00        |
|           |              | <b>Project Total</b>                                |                  |   |                 |             | <b>\$146,600.00</b> | <b>\$146,600.00</b> | <b>\$0.00</b> |
|           | 20           | DEBT SERVICE - SECTION 108 LOAN                     | 173              | DEBT SERVICE - SECTION 108 LOAN         | Completed       | CDBG        | \$193,284.00        | \$193,284.00        | \$0.00        |
|           |              | <b>Project Total</b>                                |                  |   |                 |             | <b>\$193,284.00</b> | <b>\$193,284.00</b> | <b>\$0.00</b> |
|           |              | <b>Program Total</b>                                |                  |   |                 | <b>CDBG</b> | <b>\$761,958.54</b> | <b>\$761,958.54</b> | <b>\$0.00</b> |
|           |              | <b>2004 Total</b>                                   |                  |   |                 |             | <b>\$761,958.54</b> | <b>\$761,958.54</b> | <b>\$0.00</b> |
| 2005      | 1            | HESPERIA BRANCH LIBRARY 2005                        | 176              | HESPERIA BRANCH LIBRARY 2005            | Completed       | CDBG        | \$73,049.00         | \$73,049.00         | \$0.00        |

U.S. Department of Housing and Urban Development  
Office of Community Planning and Development  
Integrated Disbursement and Information System  
List of Activities By Program Year And Project  
HESPERIA,CA

DATE: 08-28-19  
TIME: 18:45  
PAGE: 10

| Plan Year | IDIS Project | Project  | IDIS Activity ID | Activity Name                       | Activity Status | Program | Funded Amount       | Draw Amount         | Balance       |
|-----------|--------------|--|------------------|-------------------------------------|-----------------|---------|---------------------|---------------------|---------------|
| 2005      | 1            | HESPERIA BRANCH LIBRARY 2005                     | 177              | Unknown                             | Canceled        | CDBG    | \$0.00              | \$0.00              | \$0.00        |
|           |              | <b>Project Total</b>                             |                  |                                     |                 |         | <b>\$73,049.00</b>  | <b>\$73,049.00</b>  | <b>\$0.00</b> |
|           | 2            | CDBG PROGRAM ADMINISTRATION                      | 178              | CDBG PROGRAM ADMINISTRATION         | Completed       | CDBG    | \$157,503.00        | \$157,503.00        | \$0.00        |
|           |              | <b>Project Total</b>                             |                  |                                     |                 |         | <b>\$157,503.00</b> | <b>\$157,503.00</b> | <b>\$0.00</b> |
|           | 3            | INLAND FAIR HOUSING MEDIATION BOARD              | 179              | INLAND FAIR HOUSING MEDIATION BOARD | Completed       | CDBG    | \$16,631.00         | \$16,631.00         | \$0.00        |
|           |              | <b>Project Total</b>                             |                  |                                     |                 |         | <b>\$16,631.00</b>  | <b>\$16,631.00</b>  | <b>\$0.00</b> |
|           | 4            | HOUSING PROGRAM ADMINISTRATION                   | 180              | HOUSING PROGRAM ADMINISTRATION      | Completed       | CDBG    | \$50,000.00         | \$50,000.00         | \$0.00        |
|           |              | <b>Project Total</b>                             |                  |                                     |                 |         | <b>\$50,000.00</b>  | <b>\$50,000.00</b>  | <b>\$0.00</b> |
|           | 5            | HOUSING REHABILITATION LOAN PROGRAM - HRLP       | 194              | HOUSING REHAB LOANS - HRLP          | Completed       | CDBG    | \$89,222.50         | \$89,222.50         | \$0.00        |
|           |              | <b>Project Total</b>                             |                  |                                     |                 |         | <b>\$89,222.50</b>  | <b>\$89,222.50</b>  | <b>\$0.00</b> |
|           | 6            | DEBT SERVICE - SECTION 108 LOAN                  | 181              | DEBT SERVICE - SECTION 108 LOAN     | Completed       | CDBG    | \$219,489.33        | \$219,489.33        | \$0.00        |
|           |              | <b>Project Total</b>                             |                  |                                     |                 |         | <b>\$219,489.33</b> | <b>\$219,489.33</b> | <b>\$0.00</b> |
|           | 7            | HESPERIA CODE ENFORCEMENT                        | 182              | HESPERIA CODE ENFORCEMENT           | Completed       | CDBG    | \$75,000.00         | \$75,000.00         | \$0.00        |
|           |              | <b>Project Total</b>                             |                  |                                     |                 |         | <b>\$75,000.00</b>  | <b>\$75,000.00</b>  | <b>\$0.00</b> |
|           | 8            | NEIGHBORHOOD POLICE SERVICES                     | 183              | NEIGHBORHOOD POLICE SERVICES        | Completed       | CDBG    | \$29,920.00         | \$29,920.00         | \$0.00        |
|           |              | <b>Project Total</b>                             |                  |                                     |                 |         | <b>\$29,920.00</b>  | <b>\$29,920.00</b>  | <b>\$0.00</b> |
|           | 9            | HIGH DESERT HOMELESS SERVICES                    | 184              | HIGH DESERT HOMELESS SERVICES       | Completed       | CDBG    | \$10,000.00         | \$10,000.00         | \$0.00        |
|           |              | <b>Project Total</b>                             |                  |                                     |                 |         | <b>\$10,000.00</b>  | <b>\$10,000.00</b>  | <b>\$0.00</b> |
|           | 10           | HIGH DESERT MEAL ON WHEELS                       | 185              | HIGH DESERT MEALS ON WHEELS         | Completed       | CDBG    | \$5,000.00          | \$5,000.00          | \$0.00        |
|           |              | <b>Project Total</b>                             |                  |                                     |                 |         | <b>\$5,000.00</b>   | <b>\$5,000.00</b>   | <b>\$0.00</b> |
|           | 11           | HIGH DESERT DOMESTIC VIOLENCE                    | 186              | HIGH DESERT DOMESTIC VIOLENCE       | Completed       | CDBG    | \$5,000.00          | \$5,000.00          | \$0.00        |
|           |              | <b>Project Total</b>                             |                  |                                     |                 |         | <b>\$5,000.00</b>   | <b>\$5,000.00</b>   | <b>\$0.00</b> |
|           | 12           | VICTOR VALLEY DOMESTIC VIOLENCE - "A BETTER WAY" | 187              | VICTOR VALLEY DOMESTIC VIOLENCE     | Completed       | CDBG    | \$10,000.00         | \$10,000.00         | \$0.00        |
|           |              | <b>Project Total</b>                             |                  |                                     |                 |         | <b>\$10,000.00</b>  | <b>\$10,000.00</b>  | <b>\$0.00</b> |
|           | 13           | VISTA GUIDANCE CENTER                            | 188              | VISTA GUIDANCE CENTER               | Completed       | CDBG    | \$5,000.00          | \$5,000.00          | \$0.00        |
|           |              | <b>Project Total</b>                             |                  |                                     |                 |         | <b>\$5,000.00</b>   | <b>\$5,000.00</b>   | <b>\$0.00</b> |
|           | 14           | MOSES HOUSE MINISTRIES                           | 189              | MOSES HOUSE MINISTRIES              | Completed       | CDBG    | \$5,000.00          | \$5,000.00          | \$0.00        |
|           |              | <b>Project Total</b>                             |                  |                                     |                 |         | <b>\$5,000.00</b>   | <b>\$5,000.00</b>   | <b>\$0.00</b> |
|           | 15           | CALL FOR LIFE PREGNANCY CENTER                   | 190              | CALL FOR LIFE PREGNANCY CENTER      | Completed       | CDBG    | \$5,000.00          | \$5,000.00          | \$0.00        |
|           |              | <b>Project Total</b>                             |                  |                                     |                 |         | <b>\$5,000.00</b>   | <b>\$5,000.00</b>   | <b>\$0.00</b> |
|           | 16           | HESPERIA ART CLUB                                | 191              | HESPERIA ART CLUB                   | Completed       | CDBG    | \$5,000.00          | \$5,000.00          | \$0.00        |
|           |              | <b>Project Total</b>                             |                  |                                     |                 |         | <b>\$5,000.00</b>   | <b>\$5,000.00</b>   | <b>\$0.00</b> |
|           | 17           | SAN BERNARDINO COUNTY LIBRARY ADULT LITERACY     | 192              | SB COUNTY LIBRARY ADULT LITERACY    | Completed       | CDBG    | \$5,000.00          | \$5,000.00          | \$0.00        |
|           |              | <b>Project Total</b>                             |                  |                                     |                 |         | <b>\$5,000.00</b>   | <b>\$5,000.00</b>   | <b>\$0.00</b> |

U.S. Department of Housing and Urban Development  
Office of Community Planning and Development  
Integrated Disbursement and Information System  
List of Activities By Program Year And Project  
HESPERIA,CA

DATE: 08-28-19  
TIME: 18:45  
PAGE: 11

| Plan Year | IDIS Project         | Project   | IDIS Activity ID | Activity Name                            | Activity Status | Program     | Funded Amount       | Draw Amount         | Balance       |
|-----------|----------------------|---|------------------|--|-----------------|-------------|---------------------|---------------------|---------------|
| 2005      | 18                   | VICTOR VALLEY COLLEGE ARCHITECTURAL BARRIER REMOVAL | 193              | VV COLLEGE ARCHITECTURAL BARRIER REMOVAL | Completed       | CDBG        | \$10,000.00         | \$10,000.00         | \$0.00        |
|           |                      | <b>Project Total</b>                                |                  |  |                 |             | <b>\$10,000.00</b>  | <b>\$10,000.00</b>  | <b>\$0.00</b> |
|           | 19                   | LIBRARY OFFSITE IMPROVEMENTS                        | 195              | LIBRARY OFFSITE IMPROVEMENTS             | Completed       | CDBG        | \$153,049.00        | \$153,049.00        | \$0.00        |
|           |                      | <b>Project Total</b>                                |                  |  |                 |             | <b>\$153,049.00</b> | <b>\$153,049.00</b> | <b>\$0.00</b> |
|           | <b>Program Total</b> |   |                  |  |                 | <b>CDBG</b> | <b>\$928,863.83</b> | <b>\$928,863.83</b> | <b>\$0.00</b> |
|           | <b>2005 Total</b>    |   |                  |  |                 |             | <b>\$928,863.83</b> | <b>\$928,863.83</b> | <b>\$0.00</b> |
| 2006      | 1                    | CDBG PROGRAM ADMINISTRATION                         | 196              | CDBG PROGRAM ADMINISTRATION              | Completed       | CDBG        | \$89,337.28         | \$89,337.28         | \$0.00        |
|           |                      | <b>Project Total</b>                                |                  |  |                 |             | <b>\$89,337.28</b>  | <b>\$89,337.28</b>  | <b>\$0.00</b> |
|           | 2                    | FAIR HOUSING COUNSELING-INLAND MEDIATION            | 197              | FAIR HOUSING - INLAND MEDIATION          | Completed       | CDBG        | \$8,410.00          | \$8,410.00          | \$0.00        |
|           |                      | <b>Project Total</b>                                |                  |  |                 |             | <b>\$8,410.00</b>   | <b>\$8,410.00</b>   | <b>\$0.00</b> |
|           | 3                    | INLAND FAIR HOUSING MEDIATION BOARD                 | 198              | INLAND FAIR HOUSING MEDIATION BOARD      | Completed       | CDBG        | \$1,590.00          | \$1,590.00          | \$0.00        |
|           |                      | <b>Project Total</b>                                |                  |  |                 |             | <b>\$1,590.00</b>   | <b>\$1,590.00</b>   | <b>\$0.00</b> |
|           | 4                    | AMERICAN RED CROSS                                  | 199              | AMERICAN RED CROSS                       | Completed       | CDBG        | \$409.08            | \$409.08            | \$0.00        |
|           |                      | <b>Project Total</b>                                |                  |  |                 |             | <b>\$409.08</b>     | <b>\$409.08</b>     | <b>\$0.00</b> |
|           | 5                    | HIGH DESERT MEAL ON WHEELS                          | 200              | HIGH DESERT MEALS ON WHEELS              | Completed       | CDBG        | \$10,000.00         | \$10,000.00         | \$0.00        |
|           |                      | <b>Project Total</b>                                |                  |  |                 |             | <b>\$10,000.00</b>  | <b>\$10,000.00</b>  | <b>\$0.00</b> |
|           | 6                    | HIGH DESERT DOMESTIC VIOLENCE                       | 201              | HIGH DESERT DOMESTIC VIOLENCE            | Completed       | CDBG        | \$5,000.00          | \$5,000.00          | \$0.00        |
|           |                      | <b>Project Total</b>                                |                  |  |                 |             | <b>\$5,000.00</b>   | <b>\$5,000.00</b>   | <b>\$0.00</b> |
|           | 7                    | MOJAVE DEAF SERVICES                                | 202              | MOJAVE DEAF SERVICES                     | Completed       | CDBG        | \$5,000.00          | \$5,000.00          | \$0.00        |
|           |                      | <b>Project Total</b>                                |                  |  |                 |             | <b>\$5,000.00</b>   | <b>\$5,000.00</b>   | <b>\$0.00</b> |
|           | 8                    | HEAD START READING/DAILY PRESS                      | 203              | HEAD START READING/DAILY PRESS           | Canceled        | CDBG        | \$0.00              | \$0.00              | \$0.00        |
|           |                      | <b>Project Total</b>                                |                  |  |                 |             | <b>\$0.00</b>       | <b>\$0.00</b>       | <b>\$0.00</b> |
|           | 9                    | VISTA GUIDANCE CENTER                               | 204              | VISTA GUIDANCE CENTER                    | Completed       | CDBG        | \$5,000.00          | \$5,000.00          | \$0.00        |
|           |                      | <b>Project Total</b>                                |                  |  |                 |             | <b>\$5,000.00</b>   | <b>\$5,000.00</b>   | <b>\$0.00</b> |
|           | 10                   | HIGH DESERT HOMELESS SERVICES                       | 205              | HIGH DESERT HOMELESS SERVICES            | Completed       | CDBG        | \$5,000.00          | \$5,000.00          | \$0.00        |
|           |                      | <b>Project Total</b>                                |                  |  |                 |             | <b>\$5,000.00</b>   | <b>\$5,000.00</b>   | <b>\$0.00</b> |
|           | 11                   | VICTOR VALLEY DOMESTIC VIOLENCE - " A BETTER WAY"   | 206              | VICTOR VALLEY DOMESTIC VIOLENCE          | Completed       | CDBG        | \$5,000.00          | \$5,000.00          | \$0.00        |
|           |                      | <b>Project Total</b>                                |                  |  |                 |             | <b>\$5,000.00</b>   | <b>\$5,000.00</b>   | <b>\$0.00</b> |
|           | 12                   | MOSES HOUSE MINISTRIES                              | 207              | MOSES HOUSE MINISTRIES                   | Completed       | CDBG        | \$7,500.00          | \$7,500.00          | \$0.00        |
|           |                      | <b>Project Total</b>                                |                  |  |                 |             | <b>\$7,500.00</b>   | <b>\$7,500.00</b>   | <b>\$0.00</b> |
|           | 13                   | HESPERIA ART CLUB                                   | 208              | HESPERIA ART CLUB                        | Completed       | CDBG        | \$5,000.00          | \$5,000.00          | \$0.00        |
|           |                      | <b>Project Total</b>                                |                  |  |                 |             | <b>\$5,000.00</b>   | <b>\$5,000.00</b>   | <b>\$0.00</b> |
|           | 14                   | CALL FOR LIFE PREGNANCY CENTER                      | 209              | CALL FOR LIFE PREGNANCY CENTER           | Completed       | CDBG        | \$7,500.00          | \$7,500.00          | \$0.00        |
|           |                      | <b>Project Total</b>                                |                  |  |                 |             | <b>\$7,500.00</b>   | <b>\$7,500.00</b>   | <b>\$0.00</b> |
|           | 15                   | SAN BERNARDINO COUNTY LIBRARY ADULT LITERACY        | 210              | SB COUNTY LIBRARY ADULT LITERACY         | Completed       | CDBG        | \$5,000.00          | \$5,000.00          | \$0.00        |

U.S. Department of Housing and Urban Development  
Office of Community Planning and Development  
Integrated Disbursement and Information System  
List of Activities By Program Year And Project  
HESPERIA,CA

DATE: 08-28-19  
TIME: 18:45  
PAGE: 12

| Plan Year | IDIS Project         | Project                            | IDIS Activity ID | Activity Name                        | Activity Status | Program     | Funded Amount         | Draw Amount           | Balance       |
|-----------|----------------------|------------------------------------|------------------|--------------------------------------|-----------------|-------------|-----------------------|-----------------------|---------------|
| 2006      | 15                   | <b>Project Total</b>               |                  |                                      |                 |             | <b>\$5,000.00</b>     | <b>\$5,000.00</b>     | <b>\$0.00</b> |
|           | 16                   | GRAFFITI REMOVAL                   | 211              | GRAFFITI REMOVAL                     | Completed       | CDBG        | \$10,000.00           | \$10,000.00           | \$0.00        |
|           |                      | <b>Project Total</b>               |                  |                                      |                 |             | <b>\$10,000.00</b>    | <b>\$10,000.00</b>    | <b>\$0.00</b> |
|           | 17                   | NEIGHBORHOOD POLICE SERVICES       | 212              | NEIGHBORHOOD POLICE SERVICES         | Completed       | CDBG        | \$28,903.00           | \$28,903.00           | \$0.00        |
|           |                      | <b>Project Total</b>               |                  |                                      |                 |             | <b>\$28,903.00</b>    | <b>\$28,903.00</b>    | <b>\$0.00</b> |
|           | 18                   | CDBG HOUSING REHABILITATION        | 213              | CDBG HOUSING REHABILITATION          | Completed       | CDBG        | \$20,454.25           | \$20,454.25           | \$0.00        |
|           |                      | <b>Project Total</b>               |                  |                                      |                 |             | <b>\$20,454.25</b>    | <b>\$20,454.25</b>    | <b>\$0.00</b> |
|           | 19                   | HOUSING SERVICES                   | 214              | HOUSING SERVICES                     | Canceled        | CDBG        | \$0.00                | \$0.00                | \$0.00        |
|           |                      | <b>Project Total</b>               |                  |                                      |                 |             | <b>\$0.00</b>         | <b>\$0.00</b>         | <b>\$0.00</b> |
|           | 20                   | CODE ENFORCEMENT                   | 215              | CODE ENFORCEMENT                     | Completed       | CDBG        | \$70,000.00           | \$70,000.00           | \$0.00        |
|           |                      | <b>Project Total</b>               |                  |                                      |                 |             | <b>\$70,000.00</b>    | <b>\$70,000.00</b>    | <b>\$0.00</b> |
|           | 21                   | DEBT SERVICE - SECTION 108 LOAN    | 216              | DEBT SERVICE - SECTION 108 LOAN      | Completed       | CDBG        | \$237,066.37          | \$237,066.37          | \$0.00        |
|           |                      | <b>Project Total</b>               |                  |                                      |                 |             | <b>\$237,066.37</b>   | <b>\$237,066.37</b>   | <b>\$0.00</b> |
|           | 22                   | PUBLIC FACILITIES AND IMPROVEMENTS | 217              | PUBLIC FACILITIES AND IMPROVEMENTS   | Completed       | CDBG        | \$503,702.66          | \$503,702.66          | \$0.00        |
|           |                      | <b>Project Total</b>               |                  |                                      |                 |             | <b>\$503,702.66</b>   | <b>\$503,702.66</b>   | <b>\$0.00</b> |
|           | <b>Program Total</b> |                                    |                  |                                      |                 | <b>CDBG</b> | <b>\$1,029,872.64</b> | <b>\$1,029,872.64</b> | <b>\$0.00</b> |
|           | <b>2006 Total</b>    |                                    |                  |                                      |                 |             | <b>\$1,029,872.64</b> | <b>\$1,029,872.64</b> | <b>\$0.00</b> |
| 2007      | 1                    | CDBG PROGRAM ADMINISTRATION        | 218              | CDBG PROGRAM ADMINISTRATION          | Completed       | CDBG        | \$91,973.19           | \$91,973.19           | \$0.00        |
|           |                      | <b>Project Total</b>               |                  |                                      |                 |             | <b>\$91,973.19</b>    | <b>\$91,973.19</b>    | <b>\$0.00</b> |
|           | 2                    | INLAND MEDIATION-FAIR HOUSING SVCS | 219              | INLAND MEDIATION - FAIR HOUSING SVCS | Completed       | CDBG        | \$14,784.33           | \$14,784.33           | \$0.00        |
|           |                      | <b>Project Total</b>               |                  |                                      |                 |             | <b>\$14,784.33</b>    | <b>\$14,784.33</b>    | <b>\$0.00</b> |
|           | 3                    | HI DESERT MEALS ON WHEELS          | 220              | HI DESERT MEALS ON WHEELS            | Completed       | CDBG        | \$14,500.00           | \$14,500.00           | \$0.00        |
|           |                      | <b>Project Total</b>               |                  |                                      |                 |             | <b>\$14,500.00</b>    | <b>\$14,500.00</b>    | <b>\$0.00</b> |
|           | 4                    | HIGH DESERT DOMESTIC VIOLENCE      | 221              | HIGH DESERT DOMESTIC VIOLENCE        | Completed       | CDBG        | \$7,500.00            | \$7,500.00            | \$0.00        |
|           |                      | <b>Project Total</b>               |                  |                                      |                 |             | <b>\$7,500.00</b>     | <b>\$7,500.00</b>     | <b>\$0.00</b> |
|           | 5                    | MOJAVE DEAF SERVICES               | 222              | MOJAVE DEAF SERVICES                 | Completed       | CDBG        | \$5,000.00            | \$5,000.00            | \$0.00        |
|           |                      | <b>Project Total</b>               |                  |                                      |                 |             | <b>\$5,000.00</b>     | <b>\$5,000.00</b>     | <b>\$0.00</b> |
|           | 6                    | VISTA GUIDANCE CENTER              | 223              | VISTA GUIDANCE CENTER                | Completed       | CDBG        | \$5,000.00            | \$5,000.00            | \$0.00        |
|           |                      | <b>Project Total</b>               |                  |                                      |                 |             | <b>\$5,000.00</b>     | <b>\$5,000.00</b>     | <b>\$0.00</b> |
|           | 7                    | HIGH DESERT HOMELESS SERVICES      | 224              | HIGH DESERT HOMELESS SERVICES        | Completed       | CDBG        | \$7,500.00            | \$7,500.00            | \$0.00        |
|           |                      | <b>Project Total</b>               |                  |                                      |                 |             | <b>\$7,500.00</b>     | <b>\$7,500.00</b>     | <b>\$0.00</b> |
|           | 8                    | VICTOR VALLEY DOMESTIC VIOLENCE    | 225              | VICTOR VALLEY DOMESTIC VIOLENCE      | Completed       | CDBG        | \$10,000.00           | \$10,000.00           | \$0.00        |
|           |                      | <b>Project Total</b>               |                  |                                      |                 |             | <b>\$10,000.00</b>    | <b>\$10,000.00</b>    | <b>\$0.00</b> |
|           | 9                    | MOSES HOUSE MINISTRIES             | 226              | MOSES HOUSE MINISTRIES               | Completed       | CDBG        | \$7,500.00            | \$7,500.00            | \$0.00        |
|           |                      | <b>Project Total</b>               |                  |                                      |                 |             | <b>\$7,500.00</b>     | <b>\$7,500.00</b>     | <b>\$0.00</b> |
|           | 10                   | SB COUNTY LIBRARY-ADULT LITERACY   | 227              | SB COUNTY LIBRARY - ADULT LITERACY   | Completed       | CDBG        | \$5,000.00            | \$5,000.00            | \$0.00        |
|           |                      | <b>Project Total</b>               |                  |                                      |                 |             | <b>\$5,000.00</b>     | <b>\$5,000.00</b>     | <b>\$0.00</b> |

U.S. Department of Housing and Urban Development  
Office of Community Planning and Development  
Integrated Disbursement and Information System  
List of Activities By Program Year And Project  
HESPERIA,CA

DATE: 08-28-19  
TIME: 18:45  
PAGE: 13

| Plan Year | IDIS Project | Project  | IDIS Activity ID | Activity Name                            | Activity Status | Program     | Funded Amount       | Draw Amount         | Balance       |
|-----------|--------------|--|------------------|--|-----------------|-------------|---------------------|---------------------|---------------|
| 2007      | 11           | GRAFFITI REMOVAL                               | 228              | GRAFFITI REMOVAL                         | Completed       | CDBG        | \$17,000.00         | \$17,000.00         | \$0.00        |
|           |              | <b>Project Total</b>                           |                  |  |                 |             | <b>\$17,000.00</b>  | <b>\$17,000.00</b>  | <b>\$0.00</b> |
|           | 12           | NEIGHBORHOOD POLICE SERVICES                   | 229              | NEIGHBORHOOD POLICE SERVICES             | Completed       | CDBG        | \$32,420.00         | \$32,420.00         | \$0.00        |
|           |              | <b>Project Total</b>                           |                  |  |                 |             | <b>\$32,420.00</b>  | <b>\$32,420.00</b>  | <b>\$0.00</b> |
|           | 13           | HOUSING REHAB LOAN PROGRAM                     | 230              | HOUSING REHAB LOAN PROGRAM               | Canceled        | CDBG        | \$0.00              | \$0.00              | \$0.00        |
|           |              | <b>Project Total</b>                           |                  |  |                 |             | <b>\$0.00</b>       | <b>\$0.00</b>       | <b>\$0.00</b> |
|           | 15           | ANNUAL DEBT SERVICE                            | 232              | ANNUAL DEBT SERVICE - SECTION 108        | Completed       | CDBG        | \$219,459.94        | \$219,459.94        | \$0.00        |
|           |              | <b>Project Total</b>                           |                  |  |                 |             | <b>\$219,459.94</b> | <b>\$219,459.94</b> | <b>\$0.00</b> |
|           |              | <b>Program Total</b>                           |                  |  |                 | <b>CDBG</b> | <b>\$437,637.46</b> | <b>\$437,637.46</b> | <b>\$0.00</b> |
|           |              | <b>2007 Total</b>                              |                  |  |                 |             | <b>\$437,637.46</b> | <b>\$437,637.46</b> | <b>\$0.00</b> |
| 2008      | 1            | CDBG ADMINISTRATION                            | 233              | CDBG ADMINISTRATION                      | Completed       | CDBG        | \$85,823.97         | \$85,823.97         | \$0.00        |
|           |              | <b>Project Total</b>                           |                  |  |                 |             | <b>\$85,823.97</b>  | <b>\$85,823.97</b>  | <b>\$0.00</b> |
|           | 2            | FAIR HOUSING COUNSELING - INLAND MEDIATION     | 234              | FAIR HOUSING COUNSELING-INLAND MEDIATION | Completed       | CDBG        | \$21,961.00         | \$21,961.00         | \$0.00        |
|           |              | <b>Project Total</b>                           |                  |  |                 |             | <b>\$21,961.00</b>  | <b>\$21,961.00</b>  | <b>\$0.00</b> |
|           | 3            | HIGH DESERT HOMELESS SERVICES                  | 244              | HIGH DESERT HOMELESS SERVICES            | Completed       | CDBG        | \$10,000.00         | \$10,000.00         | \$0.00        |
|           |              | <b>Project Total</b>                           |                  |  |                 |             | <b>\$10,000.00</b>  | <b>\$10,000.00</b>  | <b>\$0.00</b> |
|           | 4            | HIGH DESERT MEALS ON WHEELS                    | 238              | HIGH DESERT MEALS ON WHEELS              | Completed       | CDBG        | \$7,500.00          | \$7,500.00          | \$0.00        |
|           |              | <b>Project Total</b>                           |                  |  |                 |             | <b>\$7,500.00</b>   | <b>\$7,500.00</b>   | <b>\$0.00</b> |
|           | 5            | VICTOR VALLEY DOMESTIC VIOLENCE                | 242              | VICTOR VALLEY DOMESTIC VIOLENCE          | Completed       | CDBG        | \$10,000.00         | \$10,000.00         | \$0.00        |
|           |              | <b>Project Total</b>                           |                  |  |                 |             | <b>\$10,000.00</b>  | <b>\$10,000.00</b>  | <b>\$0.00</b> |
|           | 6            | CALL FOR LIFE PREGANANCY SERVICES              | 236              | CALL FOR LIFE PREGNANCY SERVICES         | Completed       | CDBG        | \$10,500.00         | \$10,500.00         | \$0.00        |
|           |              | <b>Project Total</b>                           |                  |  |                 |             | <b>\$10,500.00</b>  | <b>\$10,500.00</b>  | <b>\$0.00</b> |
|           | 7            | MOSES HOUSE MINISTRIES                         | 240              | MOSES HOUSE MINISTRIES                   | Completed       | CDBG        | \$7,000.00          | \$7,000.00          | \$0.00        |
|           |              | <b>Project Total</b>                           |                  |  |                 |             | <b>\$7,000.00</b>   | <b>\$7,000.00</b>   | <b>\$0.00</b> |
|           | 8            | MOJAVE DEAF SERVICES                           | 239              | MOJAVE DEAF SERVICES                     | Completed       | CDBG        | \$816.54            | \$816.54            | \$0.00        |
|           |              | <b>Project Total</b>                           |                  |  |                 |             | <b>\$816.54</b>     | <b>\$816.54</b>     | <b>\$0.00</b> |
|           | 9            | OAN BERNARDINO COUNTY LIBRARY - ADULT LITERACY | 241              | SB COUNTY LIBRARY-ADULT LITERACY         | Completed       | CDBG        | \$5,000.00          | \$5,000.00          | \$0.00        |
|           |              | <b>Project Total</b>                           |                  |  |                 |             | <b>\$5,000.00</b>   | <b>\$5,000.00</b>   | <b>\$0.00</b> |
|           | 10           | NEIGHBORHOOD POLICE SERVICES                   | 235              | NEIGHBORHOOD POLICE SERVICES             | Completed       | CDBG        | \$49,108.00         | \$49,108.00         | \$0.00        |
|           |              | <b>Project Total</b>                           |                  |  |                 |             | <b>\$49,108.00</b>  | <b>\$49,108.00</b>  | <b>\$0.00</b> |
|           | 11           | HOUSING REHABILITATION LOAN PROGRAM            | 245              | HOUSING REHABILITATION LOAN PROGRAM      | Canceled        | CDBG        | \$0.00              | \$0.00              | \$0.00        |
|           |              | <b>Project Total</b>                           |                  |  |                 |             | <b>\$0.00</b>       | <b>\$0.00</b>       | <b>\$0.00</b> |
|           | 12           | ANNUAL DEBT SERVICE-SECTION 108 LOAN           | 246              | ANNUAL DEBT SERVICE-SECTION 108 LOAN     | Completed       | CDBG        | \$332,734.59        | \$332,734.59        | \$0.00        |
|           |              | <b>Project Total</b>                           |                  |  |                 |             | <b>\$332,734.59</b> | <b>\$332,734.59</b> | <b>\$0.00</b> |
|           | 13           | HAND TO HAND OUTREACH, INC.                    | 237              | HAND TO HAND OUTREACH, INC.              | Completed       | CDBG        | \$5,000.00          | \$5,000.00          | \$0.00        |
|           |              | <b>Project Total</b>                           |                  |  |                 |             | <b>\$5,000.00</b>   | <b>\$5,000.00</b>   | <b>\$0.00</b> |

U.S. Department of Housing and Urban Development  
Office of Community Planning and Development  
Integrated Disbursement and Information System  
List of Activities By Program Year And Project  
HESPERIA,CA

DATE: 08-28-19  
TIME: 18:45  
PAGE: 14

| Plan Year | IDIS Project         | Project  | IDIS Activity ID | Activity Name                                   | Activity Status | Program     | Funded Amount       | Draw Amount         | Balance       |
|-----------|----------------------|--|------------------|---|-----------------|-------------|---------------------|---------------------|---------------|
| 2008      | 14                   | HIGH DESERT HOMELESS SERVICES - CAPITAL IMPROVEMENTS | 243              | HD HOMELESS SERVICES-CAPITAL IMPROVEMENT        | Completed       | CDBG        | \$7,500.00          | \$7,500.00          | \$0.00        |
|           |                      | <b>Project Total</b>                                 |                  |   |                 |             | <b>\$7,500.00</b>   | <b>\$7,500.00</b>   | <b>\$0.00</b> |
|           | <b>Program Total</b> |  |                  |   |                 | <b>CDBG</b> | <b>\$552,944.10</b> | <b>\$552,944.10</b> | <b>\$0.00</b> |
|           | <b>2008 Total</b>    |  |                  |   |                 |             | <b>\$552,944.10</b> | <b>\$552,944.10</b> | <b>\$0.00</b> |
| 2009      | 1                    | CDBG ADMINISTRATION                                  | 247              | CDBG ADMINISTRATION                             | Completed       | CDBG        | \$124,317.12        | \$124,317.12        | \$0.00        |
|           |                      | <b>Project Total</b>                                 |                  |   |                 |             | <b>\$124,317.12</b> | <b>\$124,317.12</b> | <b>\$0.00</b> |
|           | 2                    | FAIR HOUSING COUNSELING-INLAND MEDIATION             | 248              | FAIR HOUSING COUNSELING-INLAND MEDIATION        | Completed       | CDBG        | \$21,961.00         | \$21,961.00         | \$0.00        |
|           |                      | <b>Project Total</b>                                 |                  |   |                 |             | <b>\$21,961.00</b>  | <b>\$21,961.00</b>  | <b>\$0.00</b> |
|           | 3                    | HIGH DESERT MEALS ON WHEELS                          | 249              | HIGH DESERT MEALS ON WHEELS                     | Completed       | CDBG        | \$5,000.00          | \$5,000.00          | \$0.00        |
|           |                      | <b>Project Total</b>                                 |                  |   |                 |             | <b>\$5,000.00</b>   | <b>\$5,000.00</b>   | <b>\$0.00</b> |
|           | 4                    | HIGH DESERT DOMESTIC VIOLENCE                        | 250              | HIGH DESERT DOMESTIC VIOLENCE                   | Completed       | CDBG        | \$5,000.00          | \$5,000.00          | \$0.00        |
|           |                      | <b>Project Total</b>                                 |                  |   |                 |             | <b>\$5,000.00</b>   | <b>\$5,000.00</b>   | <b>\$0.00</b> |
|           | 5                    | CALL FOR LIFE PREGNANCY SERVICES                     | 251              | CALL FOR LIFE PREGNANCY SERVICES                | Completed       | CDBG        | \$5,000.00          | \$5,000.00          | \$0.00        |
|           |                      | <b>Project Total</b>                                 |                  |   |                 |             | <b>\$5,000.00</b>   | <b>\$5,000.00</b>   | <b>\$0.00</b> |
|           | 6                    | HIGH DESERT HOMELESS SERVICES                        | 252              | HIGH DESERT HOMELESS SERVICES                   | Completed       | CDBG        | \$10,000.00         | \$10,000.00         | \$0.00        |
|           |                      | <b>Project Total</b>                                 |                  |   |                 |             | <b>\$10,000.00</b>  | <b>\$10,000.00</b>  | <b>\$0.00</b> |
|           | 7                    | VICTOR VALLEY DOMESTIC VIOLENCE                      | 253              | VICTOR VALLEY DOMESTIC VIOLENCE                 | Completed       | CDBG        | \$5,000.00          | \$5,000.00          | \$0.00        |
|           |                      | <b>Project Total</b>                                 |                  |   |                 |             | <b>\$5,000.00</b>   | <b>\$5,000.00</b>   | <b>\$0.00</b> |
|           | 8                    | MOSES HOUSE MINISTRIES                               | 254              | MOSES HOUSE MINISTRIES                          | Completed       | CDBG        | \$5,000.00          | \$5,000.00          | \$0.00        |
|           |                      | <b>Project Total</b>                                 |                  |   |                 |             | <b>\$5,000.00</b>   | <b>\$5,000.00</b>   | <b>\$0.00</b> |
|           | 9                    | HAND TO HAND OUTREACH                                | 255              | HAND TO HAND OUTREACH                           | Completed       | CDBG        | \$5,000.00          | \$5,000.00          | \$0.00        |
|           |                      | <b>Project Total</b>                                 |                  |   |                 |             | <b>\$5,000.00</b>   | <b>\$5,000.00</b>   | <b>\$0.00</b> |
|           | 10                   | NEIGHBORHOOD POLICE SERVICES                         | 231              | HESPERIA CODE ENFORCEMENT                       | Completed       | CDBG        | \$15,510.08         | \$15,510.08         | \$0.00        |
|           |                      |  | 256              | NEIGHBORHOOD POLICE SERVICES                    | Completed       | CDBG        | \$69,108.00         | \$69,108.00         | \$0.00        |
|           |                      | <b>Project Total</b>                                 |                  |   |                 |             | <b>\$84,618.08</b>  | <b>\$84,618.08</b>  | <b>\$0.00</b> |
|           | 11                   | HOUSING REHABILITATION LOAN PROGRAM                  | 257              | HOUSING REHABILITATION LOAN PROGRAM             | Completed       | CDBG        | \$36,009.00         | \$36,009.00         | \$0.00        |
|           |                      | <b>Project Total</b>                                 |                  |   |                 |             | <b>\$36,009.00</b>  | <b>\$36,009.00</b>  | <b>\$0.00</b> |
|           | 12                   | HOUSING ADMINISTRATION & PRESERVATION PROGRAMS       | 258              | HOUSING ADMINISTRATION & PRESERVATION PROGRAMS  | Completed       | CDBG        | \$65,000.00         | \$65,000.00         | \$0.00        |
|           |                      | <b>Project Total</b>                                 |                  |   |                 |             | <b>\$65,000.00</b>  | <b>\$65,000.00</b>  | <b>\$0.00</b> |
|           | 13                   | HIGH DESERT DOMESTIC VIOLENCE - CAPITAL PROJECT      | 259              | HIGH DESERT DOMESTIC VIOLENCE - CAPITAL PROJECT | Completed       | CDBG        | \$10,000.00         | \$10,000.00         | \$0.00        |
|           |                      | <b>Project Total</b>                                 |                  |   |                 |             | <b>\$10,000.00</b>  | <b>\$10,000.00</b>  | <b>\$0.00</b> |
|           | 14                   | ECONOMIC DEVELOPMENT                                 | 260              | ECONOMIC DEVELOPMENT ADMINISTRATION             | Canceled        | CDBG        | \$0.00              | \$0.00              | \$0.00        |
|           |                      | <b>Project Total</b>                                 |                  |   |                 |             | <b>\$0.00</b>       | <b>\$0.00</b>       | <b>\$0.00</b> |
|           | 15                   | SECTION 108 LOAN DEBT SERVICE                        | 261              | SECTION 108 DEBT SERVICE                        | Completed       | CDBG        | \$156,414.23        | \$156,414.23        | \$0.00        |
|           |                      | <b>Project Total</b>                                 |                  |   |                 |             | <b>\$156,414.23</b> | <b>\$156,414.23</b> | <b>\$0.00</b> |

U.S. Department of Housing and Urban Development  
Office of Community Planning and Development  
Integrated Disbursement and Information System  
List of Activities By Program Year And Project  
HESPERIA,CA

DATE: 08-28-19  
TIME: 18:45  
PAGE: 15

| Plan Year | IDIS Project | Project  | IDIS Activity ID | Activity Name                                  | Activity Status | Program     | Funded Amount       | Draw Amount         | Balance       |
|-----------|--------------|--|------------------|--|-----------------|-------------|---------------------|---------------------|---------------|
| 2009      | 16           | PUBLIC FACILITIES & IMPROVEMENTS               | 262              | PUBLIC FACILITIES & IMPROVEMENTS               | Canceled        | CDBG        | \$0.00              | \$0.00              | \$0.00        |
|           |              | <b>Project Total</b>                           |                  |  |                 |             | <b>\$0.00</b>       | <b>\$0.00</b>       | <b>\$0.00</b> |
|           |              | <b>Program Total</b>                           |                  |  |                 | <b>CDBG</b> | <b>\$538,319.43</b> | <b>\$538,319.43</b> | <b>\$0.00</b> |
|           |              | <b>2009 Total</b>                              |                  |  |                 |             | <b>\$538,319.43</b> | <b>\$538,319.43</b> | <b>\$0.00</b> |
| 2010      | 1            | CDBG Admin                                     | 265              | CDBG Admin                                     | Completed       | CDBG        | \$56,073.08         | \$56,073.08         | \$0.00        |
|           |              | <b>Project Total</b>                           |                  |  |                 |             | <b>\$56,073.08</b>  | <b>\$56,073.08</b>  | <b>\$0.00</b> |
|           | 2            | Fair Housing Counseling                        | 266              | Fair Housing Counseling Services               | Completed       | CDBG        | \$22,306.00         | \$22,306.00         | \$0.00        |
|           |              | <b>Project Total</b>                           |                  |  |                 |             | <b>\$22,306.00</b>  | <b>\$22,306.00</b>  | <b>\$0.00</b> |
|           | 3            | Hand to Hand Outreach, Inc.                    | 267              | Hand to Hand Outreach                          | Completed       | CDBG        | \$5,000.00          | \$5,000.00          | \$0.00        |
|           |              |  | 269              | High Desert Domestic Volience                  | Completed       | CDBG        | \$7,500.00          | \$7,500.00          | \$0.00        |
|           |              | <b>Project Total</b>                           |                  |  |                 |             | <b>\$12,500.00</b>  | <b>\$12,500.00</b>  | <b>\$0.00</b> |
|           | 4            | High Desert Meals on Wheels                    | 268              | High Desert Meals on Wheels                    | Completed       | CDBG        | \$7,500.00          | \$7,500.00          | \$0.00        |
|           |              | <b>Project Total</b>                           |                  |  |                 |             | <b>\$7,500.00</b>   | <b>\$7,500.00</b>   | <b>\$0.00</b> |
|           | 6            | High Desert Homeless Services                  | 270              | High Desert Homeless Services                  | Completed       | CDBG        | \$7,500.00          | \$7,500.00          | \$0.00        |
|           |              | <b>Project Total</b>                           |                  |  |                 |             | <b>\$7,500.00</b>   | <b>\$7,500.00</b>   | <b>\$0.00</b> |
|           | 7            | Victor Valley Domestic Violence, Inc.          | 271              | Victor Valley Domestic Volience Inc            | Completed       | CDBG        | \$7,500.00          | \$7,500.00          | \$0.00        |
|           |              | <b>Project Total</b>                           |                  |  |                 |             | <b>\$7,500.00</b>   | <b>\$7,500.00</b>   | <b>\$0.00</b> |
|           | 8            | Moses House Ministries                         | 272              | Moses House Ministries                         | Completed       | CDBG        | \$5,000.00          | \$5,000.00          | \$0.00        |
|           |              | <b>Project Total</b>                           |                  |  |                 |             | <b>\$5,000.00</b>   | <b>\$5,000.00</b>   | <b>\$0.00</b> |
|           | 9            | Hesperia Police Activities Leauge (HPAL)       | 273              | Hesperia Police Activities Leauge              | Completed       | CDBG        | \$22,500.00         | \$22,500.00         | \$0.00        |
|           |              | <b>Project Total</b>                           |                  |  |                 |             | <b>\$22,500.00</b>  | <b>\$22,500.00</b>  | <b>\$0.00</b> |
|           | 10           | San Bernardino County Library - Adult Literacy | 274              | San Bernardino County Library - Adult Literacy | Completed       | CDBG        | \$5,000.00          | \$5,000.00          | \$0.00        |
|           |              | <b>Project Total</b>                           |                  |  |                 |             | <b>\$5,000.00</b>   | <b>\$5,000.00</b>   | <b>\$0.00</b> |
|           | 11           | High Desert Communities Food Bank              | 275              | High Desert Communities Food Bank              | Completed       | CDBG        | \$12,494.52         | \$12,494.52         | \$0.00        |
|           |              | <b>Project Total</b>                           |                  |  |                 |             | <b>\$12,494.52</b>  | <b>\$12,494.52</b>  | <b>\$0.00</b> |
|           | 12           | Legal Aid Society of San Bernardino            | 276              | Legal Aid Society of San Bernardino            | Completed       | CDBG        | \$5,000.00          | \$5,000.00          | \$0.00        |
|           |              | <b>Project Total</b>                           |                  |  |                 |             | <b>\$5,000.00</b>   | <b>\$5,000.00</b>   | <b>\$0.00</b> |
|           | 13           | Victor Valley Community Services Council       | 277              | Victor Valley Community Services Council       | Completed       | CDBG        | \$5,881.00          | \$5,881.00          | \$0.00        |
|           |              | <b>Project Total</b>                           |                  |  |                 |             | <b>\$5,881.00</b>   | <b>\$5,881.00</b>   | <b>\$0.00</b> |
|           | 14           | Neighborhood Police Services                   | 278              | Neighborhood Police Services                   | Completed       | CDBG        | \$28,941.00         | \$28,941.00         | \$0.00        |
|           |              | <b>Project Total</b>                           |                  |  |                 |             | <b>\$28,941.00</b>  | <b>\$28,941.00</b>  | <b>\$0.00</b> |
|           | 15           | Housing Administration & Preservation Services | 279              | Housing Admin & Preservation Services          | Completed       | CDBG        | \$65,000.00         | \$65,000.00         | \$0.00        |
|           |              | <b>Project Total</b>                           |                  |  |                 |             | <b>\$65,000.00</b>  | <b>\$65,000.00</b>  | <b>\$0.00</b> |
|           | 16           | Code Enforcement                               | 280              | Code Enforcement                               | Completed       | CDBG        | \$5,204.27          | \$5,204.27          | \$0.00        |
|           |              | <b>Project Total</b>                           |                  |  |                 |             | <b>\$5,204.27</b>   | <b>\$5,204.27</b>   | <b>\$0.00</b> |
|           | 17           | Public Improvements                            | 281              | Public Improvements                            | Canceled        | CDBG        | \$0.00              | \$0.00              | \$0.00        |
|           |              | <b>Project Total</b>                           |                  |  |                 |             | <b>\$0.00</b>       | <b>\$0.00</b>       | <b>\$0.00</b> |

U.S. Department of Housing and Urban Development  
Office of Community Planning and Development  
Integrated Disbursement and Information System  
List of Activities By Program Year And Project  
HESPERIA,CA

DATE: 08-28-19  
TIME: 18:45  
PAGE: 16

| Plan Year | IDIS Project         | Project                                      | IDIS Activity ID | Activity Name                                | Activity Status | Program     | Funded Amount       | Draw Amount         | Balance       |
|-----------|----------------------|--|------------------|--|-----------------|-------------|---------------------|---------------------|---------------|
| 2010      | 18                   | Annual 108 Loan Debt Services                | 283              | Annual Debt Service Section 108 Loan         | Completed       | CDBG        | \$304,895.23        | \$304,895.23        | \$0.00        |
|           |                      | <b>Project Total</b>                         |                  |  |                 |             | <b>\$304,895.23</b> | <b>\$304,895.23</b> | <b>\$0.00</b> |
|           | 19                   | Housing Rehabilitation Program               | 282              | Housing Rehabilitation Program               | Completed       | CDBG        | \$39,000.00         | \$39,000.00         | \$0.00        |
|           |                      | <b>Project Total</b>                         |                  |  |                 |             | <b>\$39,000.00</b>  | <b>\$39,000.00</b>  | <b>\$0.00</b> |
|           | <b>Program Total</b> |  |                  |  |                 | <b>CDBG</b> | <b>\$612,295.10</b> | <b>\$612,295.10</b> | <b>\$0.00</b> |
|           | <b>2010 Total</b>    |  |                  |  |                 |             | <b>\$612,295.10</b> | <b>\$612,295.10</b> | <b>\$0.00</b> |
| 2011      | 1                    | CDBG Administration                          | 284              | CDBG Administration                          | Completed       | CDBG        | \$93,359.04         | \$93,359.04         | \$0.00        |
|           |                      | <b>Project Total</b>                         |                  |  |                 |             | <b>\$93,359.04</b>  | <b>\$93,359.04</b>  | <b>\$0.00</b> |
|           | 2                    | Fair Housing and Tenant Mediation Services   | 285              | Fair Housing and Tenant Mediation Services   | Completed       | CDBG        | \$22,306.00         | \$22,306.00         | \$0.00        |
|           |                      | <b>Project Total</b>                         |                  |  |                 |             | <b>\$22,306.00</b>  | <b>\$22,306.00</b>  | <b>\$0.00</b> |
|           | 3                    | High Desert Meals on Wheels                  | 286              | High Desert Meals on Wheels                  | Canceled        | CDBG        | \$0.00              | \$0.00              | \$0.00        |
|           |                      | <b>Project Total</b>                         |                  |  |                 |             | <b>\$0.00</b>       | <b>\$0.00</b>       | <b>\$0.00</b> |
|           | 4                    | High Desert Domestic Violence Program        | 287              | High Desert Domestic Violence Program        | Completed       | CDBG        | \$8,333.00          | \$8,333.00          | \$0.00        |
|           |                      | <b>Project Total</b>                         |                  |  |                 |             | <b>\$8,333.00</b>   | <b>\$8,333.00</b>   | <b>\$0.00</b> |
|           | 5                    | City of Hesperia: Police Activity League     | 288              | Police Activity League Program               | Canceled        | CDBG        | \$0.00              | \$0.00              | \$0.00        |
|           |                      | <b>Project Total</b>                         |                  |  |                 |             | <b>\$0.00</b>       | <b>\$0.00</b>       | <b>\$0.00</b> |
|           | 6                    | High Desert Homeless Services                | 289              | High Desert Homeless Services                | Completed       | CDBG        | \$16,667.00         | \$16,667.00         | \$0.00        |
|           |                      | <b>Project Total</b>                         |                  |  |                 |             | <b>\$16,667.00</b>  | <b>\$16,667.00</b>  | <b>\$0.00</b> |
|           | 7                    | Moses House Ministries                       | 290              | Moses House Ministries                       | Completed       | CDBG        | \$6,250.00          | \$6,250.00          | \$0.00        |
|           |                      | <b>Project Total</b>                         |                  |  |                 |             | <b>\$6,250.00</b>   | <b>\$6,250.00</b>   | <b>\$0.00</b> |
|           | 8                    | Hand to Hand Outreach, Inc.                  | 291              | Hand to Hand Outreach, Inc.                  | Completed       | CDBG        | \$7,916.99          | \$7,916.99          | \$0.00        |
|           |                      | <b>Project Total</b>                         |                  |  |                 |             | <b>\$7,916.99</b>   | <b>\$7,916.99</b>   | <b>\$0.00</b> |
|           | 9                    | San Bernardino County Library Adult Literacy | 292              | San Bernardino County Library Adult Literacy | Completed       | CDBG        | \$4,168.00          | \$4,168.00          | \$0.00        |
|           |                      | <b>Project Total</b>                         |                  |  |                 |             | <b>\$4,168.00</b>   | <b>\$4,168.00</b>   | <b>\$0.00</b> |
|           | 10                   | High Desert Communities Food Bank            | 293              | High Desert Communities Food Bank            | Completed       | CDBG        | \$10,000.00         | \$10,000.00         | \$0.00        |
|           |                      | <b>Project Total</b>                         |                  |  |                 |             | <b>\$10,000.00</b>  | <b>\$10,000.00</b>  | <b>\$0.00</b> |
|           | 11                   | Police Services Crime Prevention             | 294              | Police Services Crime Prevention             | Canceled        | CDBG        | \$0.00              | \$0.00              | \$0.00        |
|           |                      | <b>Project Total</b>                         |                  |  |                 |             | <b>\$0.00</b>       | <b>\$0.00</b>       | <b>\$0.00</b> |
|           | 12                   | Housing and Preservation Programs            | 295              | Housing and Preservation Program             | Completed       | CDBG        | \$168,060.00        | \$168,060.00        | \$0.00        |
|           |                      | <b>Project Total</b>                         |                  |  |                 |             | <b>\$168,060.00</b> | <b>\$168,060.00</b> | <b>\$0.00</b> |
|           | 13                   | Environmental Program                        | 296              | Environmental Program                        | Completed       | CDBG        | \$60,489.94         | \$60,489.94         | \$0.00        |
|           |                      | <b>Project Total</b>                         |                  |  |                 |             | <b>\$60,489.94</b>  | <b>\$60,489.94</b>  | <b>\$0.00</b> |
|           | 14                   | Fire Station ADA Improvements                | 297              | Fire Station Rehabilitation                  | Completed       | CDBG        | \$41,634.59         | \$41,634.59         | \$0.00        |
|           |                      | <b>Project Total</b>                         |                  |  |                 |             | <b>\$41,634.59</b>  | <b>\$41,634.59</b>  | <b>\$0.00</b> |
|           | 15                   | Section 108 Loan Payment                     | 298              | Section 108 Loan Payment                     | Completed       | CDBG        | \$153,304.62        | \$153,304.62        | \$0.00        |
|           |                      | <b>Project Total</b>                         |                  |  |                 |             | <b>\$153,304.62</b> | <b>\$153,304.62</b> | <b>\$0.00</b> |
|           | 16                   | Economic Development Programs                | 299              | Economic Development                         | Canceled        | CDBG        | \$0.00              | \$0.00              | \$0.00        |

U.S. Department of Housing and Urban Development  
Office of Community Planning and Development  
Integrated Disbursement and Information System  
List of Activities By Program Year And Project  
HESPERIA,CA

DATE: 08-28-19  
TIME: 18:45  
PAGE: 17

| Plan Year         | IDIS Project         | Project                                    | IDIS Activity ID | Activity Name                              | Activity Status | Program             | Funded Amount       | Draw Amount         | Balance       |
|-------------------|----------------------|--|------------------|--|-----------------|---------------------|---------------------|---------------------|---------------|
| 2011              | 16                   | Economic Development Programs              | 300              | Economic Development II                    | Canceled        | CDBG                | \$0.00              | \$0.00              | \$0.00        |
|                   |                      |  | 301              | Cinema West Project                        | Canceled        | CDBG                | \$0.00              | \$0.00              | \$0.00        |
|                   |                      | <b>Project Total</b>                       |                  |  |                 |                     | <b>\$0.00</b>       | <b>\$0.00</b>       | <b>\$0.00</b> |
|                   | 18                   | Victor Valley Dosmestic Violence Program   | 302              | Victor Valley Dosmestic Violence Program   | Completed       | CDBG                | \$8,333.00          | \$8,333.00          | \$0.00        |
|                   |                      | <b>Project Total</b>                       |                  |  |                 |                     | <b>\$8,333.00</b>   | <b>\$8,333.00</b>   | <b>\$0.00</b> |
|                   | <b>Program Total</b> |  |                  |  |                 | <b>CDBG</b>         | <b>\$600,822.18</b> | <b>\$600,822.18</b> | <b>\$0.00</b> |
| <b>2011 Total</b> |                      |  |                  |  |                 | <b>\$600,822.18</b> | <b>\$600,822.18</b> | <b>\$0.00</b>       |               |
| 2012              | 1                    | CDBG Administration                        | 303              | CDBG Administration                        | Completed       | CDBG                | \$126,913.39        | \$126,913.39        | \$0.00        |
|                   | <b>Project Total</b> |  |                  |  |                 |                     | <b>\$126,913.39</b> | <b>\$126,913.39</b> | <b>\$0.00</b> |
|                   | 2                    | Section 108 Loan Payment                   | 304              | Section 108 Loan Payment                   | Completed       | CDBG                | \$152,383.30        | \$152,383.30        | \$0.00        |
|                   | <b>Project Total</b> |  |                  |  |                 |                     | <b>\$152,383.30</b> | <b>\$152,383.30</b> | <b>\$0.00</b> |
|                   | 3                    | Environmental Program                      | 305              | Environmental Program                      | Completed       | CDBG                | \$119,510.06        | \$119,510.06        | \$0.00        |
|                   | <b>Project Total</b> |  |                  |  |                 |                     | <b>\$119,510.06</b> | <b>\$119,510.06</b> | <b>\$0.00</b> |
|                   | 4                    | Fair Housing and Tenant Mediation Services | 306              | Fair Housing and Tenant Mediation Services | Completed       | CDBG                | \$10,000.00         | \$10,000.00         | \$0.00        |
|                   | <b>Project Total</b> |  |                  |  |                 |                     | <b>\$10,000.00</b>  | <b>\$10,000.00</b>  | <b>\$0.00</b> |
|                   | 5                    | Feed My Sheep                              | 307              | Feed My Sheep                              | Completed       | CDBG                | \$7,500.00          | \$7,500.00          | \$0.00        |
|                   | <b>Project Total</b> |  |                  |  |                 |                     | <b>\$7,500.00</b>   | <b>\$7,500.00</b>   | <b>\$0.00</b> |
|                   | 6                    | High Desert Domestic Violence              | 308              | High Desert Domestic Violence              | Completed       | CDBG                | \$20,000.00         | \$20,000.00         | \$0.00        |
|                   | <b>Project Total</b> |  |                  |  |                 |                     | <b>\$20,000.00</b>  | <b>\$20,000.00</b>  | <b>\$0.00</b> |
|                   | 7                    | Holy Family Food Bank                      | 309              | Holy Family Food Bank                      | Completed       | CDBG                | \$10,000.00         | \$10,000.00         | \$0.00        |
|                   | <b>Project Total</b> |  |                  |  |                 |                     | <b>\$10,000.00</b>  | <b>\$10,000.00</b>  | <b>\$0.00</b> |
|                   | 8                    | High Desert Homeless Services              | 310              | High Desert Homeless Services              | Completed       | CDBG                | \$20,000.00         | \$20,000.00         | \$0.00        |
|                   | <b>Project Total</b> |  |                  |  |                 |                     | <b>\$20,000.00</b>  | <b>\$20,000.00</b>  | <b>\$0.00</b> |
|                   | 9                    | Moses House Ministries                     | 311              | Moses House Ministries                     | Canceled        | CDBG                | \$0.00              | \$0.00              | \$0.00        |
|                   | <b>Project Total</b> |  |                  |  |                 |                     | <b>\$0.00</b>       | <b>\$0.00</b>       | <b>\$0.00</b> |
|                   | 10                   | Legal Aid Society of San Bernardino        | 312              | Legal Aid Society of San Bernardino        | Completed       | CDBG                | \$5,000.00          | \$5,000.00          | \$0.00        |
|                   | <b>Project Total</b> |  |                  |  |                 |                     | <b>\$5,000.00</b>   | <b>\$5,000.00</b>   | <b>\$0.00</b> |
|                   | 11                   | San Bernardino County Library              | 313              | San Bernardino County Library              | Completed       | CDBG                | \$5,000.00          | \$5,000.00          | \$0.00        |
|                   | <b>Project Total</b> |  |                  |  |                 |                     | <b>\$5,000.00</b>   | <b>\$5,000.00</b>   | <b>\$0.00</b> |
|                   | 12                   | High Desert Community Food Bank            | 314              | High Desert Community Food Bank            | Completed       | CDBG                | \$17,000.00         | \$17,000.00         | \$0.00        |
|                   | <b>Project Total</b> |  |                  |  |                 |                     | <b>\$17,000.00</b>  | <b>\$17,000.00</b>  | <b>\$0.00</b> |
|                   | 13                   | Victor Valley Community Services           | 315              | Victor Valley Community Services           | Completed       | CDBG                | \$15,000.00         | \$15,000.00         | \$0.00        |
|                   | <b>Project Total</b> |  |                  |  |                 |                     | <b>\$15,000.00</b>  | <b>\$15,000.00</b>  | <b>\$0.00</b> |
|                   | 14                   | Victor Valley Domestic Violence            | 316              | Victor Valley Domestic Violence            | Completed       | CDBG                | \$10,000.00         | \$10,000.00         | \$0.00        |
|                   | <b>Project Total</b> |  |                  |  |                 |                     | <b>\$10,000.00</b>  | <b>\$10,000.00</b>  | <b>\$0.00</b> |
|                   | 15                   | Victor Valley Family Resource Center       | 317              | Victor Valley Family Resource Center       | Completed       | CDBG                | \$5,742.50          | \$5,742.50          | \$0.00        |
|                   | <b>Project Total</b> |  |                  |  |                 |                     | <b>\$5,742.50</b>   | <b>\$5,742.50</b>   | <b>\$0.00</b> |

U.S. Department of Housing and Urban Development  
Office of Community Planning and Development  
Integrated Disbursement and Information System  
List of Activities By Program Year And Project  
HESPERIA,CA

DATE: 08-28-19  
TIME: 18:45  
PAGE: 18

| Plan Year | IDIS Project         | Project                            | IDIS Activity ID | Activity Name                             | Activity Status | Program     | Funded Amount         | Draw Amount           | Balance       |
|-----------|----------------------|------------------------------------|------------------|---|-----------------|-------------|-----------------------|-----------------------|---------------|
| 2012      | 16                   | Housing Preservation Program       | 318              | Housing Preservation Program              | Completed       | CDBG        | \$189,957.00          | \$189,957.00          | \$0.00        |
|           |                      | <b>Project Total</b>               |                  |   |                 |             | <b>\$189,957.00</b>   | <b>\$189,957.00</b>   | <b>\$0.00</b> |
|           | 17                   | Micro-Enterprise Assistance        | 319              | Micro-Enterprise Assistance               | Canceled        | CDBG        | \$71,755.10           | \$71,755.10           | \$0.00        |
|           |                      | <b>Project Total</b>               |                  |   |                 |             | <b>\$71,755.10</b>    | <b>\$71,755.10</b>    | <b>\$0.00</b> |
|           | 18                   | Commercial Property Acquisition    | 320              | Commercial Property Acquisition           | Canceled        | CDBG        | \$0.00                | \$0.00                | \$0.00        |
|           |                      | <b>Project Total</b>               |                  |   |                 |             | <b>\$0.00</b>         | <b>\$0.00</b>         | <b>\$0.00</b> |
|           | 19                   | Intergenerational Community Center | 321              | Intergenerational Center - Acquisition    | Completed       | CDBG        | \$665,775.00          | \$665,775.00          | \$0.00        |
|           |                      |                                    | 322              | Intergenerational Center - Rehabilitation | Canceled        | CDBG        | \$0.00                | \$0.00                | \$0.00        |
|           |                      | <b>Project Total</b>               |                  |   |                 |             | <b>\$665,775.00</b>   | <b>\$665,775.00</b>   | <b>\$0.00</b> |
|           | 20                   | Fir and Rodeo Street Improvement   | 375              | Fir and Rodeo Street Improvement          | Completed       | CDBG        | \$386,483.50          | \$386,483.50          | \$0.00        |
|           |                      | <b>Project Total</b>               |                  |   |                 |             | <b>\$386,483.50</b>   | <b>\$386,483.50</b>   | <b>\$0.00</b> |
|           | <b>Program Total</b> |                                    |                  |   |                 | <b>CDBG</b> | <b>\$1,838,019.85</b> | <b>\$1,838,019.85</b> | <b>\$0.00</b> |
|           | <b>2012 Total</b>    |                                    |                  |   |                 |             | <b>\$1,838,019.85</b> | <b>\$1,838,019.85</b> | <b>\$0.00</b> |
| 2013      | 1                    | CDBG Administration                | 323              | CDBG Administration                       | Completed       | CDBG        | \$144,884.63          | \$144,884.63          | \$0.00        |
|           |                      | <b>Project Total</b>               |                  |   |                 |             | <b>\$144,884.63</b>   | <b>\$144,884.63</b>   | <b>\$0.00</b> |
|           | 2                    | Fair Housing Services              | 324              | Fair Housing Services                     | Completed       | CDBG        | \$10,000.00           | \$10,000.00           | \$0.00        |
|           |                      | <b>Project Total</b>               |                  |   |                 |             | <b>\$10,000.00</b>    | <b>\$10,000.00</b>    | <b>\$0.00</b> |
|           | 3                    | Adult Literacy Services            | 325              | Adult Literacy Services                   | Completed       | CDBG        | \$5,000.00            | \$5,000.00            | \$0.00        |
|           |                      | <b>Project Total</b>               |                  |   |                 |             | <b>\$5,000.00</b>     | <b>\$5,000.00</b>     | <b>\$0.00</b> |
|           | 4                    | Behavioral Awareness               | 326              | Behavioral Awareness                      | Completed       | CDBG        | \$5,896.54            | \$5,896.54            | \$0.00        |
|           |                      | <b>Project Total</b>               |                  |   |                 |             | <b>\$5,896.54</b>     | <b>\$5,896.54</b>     | <b>\$0.00</b> |
|           | 5                    | Feed My Sheep                      | 327              | Feed My Sheep                             | Completed       | CDBG        | \$7,200.00            | \$7,200.00            | \$0.00        |
|           |                      | <b>Project Total</b>               |                  |   |                 |             | <b>\$7,200.00</b>     | <b>\$7,200.00</b>     | <b>\$0.00</b> |
|           | 7                    | High Desert Community Food Bank    | 329              | High Desert Community Food Bank           | Completed       | CDBG        | \$10,000.00           | \$10,000.00           | \$0.00        |
|           |                      | <b>Project Total</b>               |                  |   |                 |             | <b>\$10,000.00</b>    | <b>\$10,000.00</b>    | <b>\$0.00</b> |
|           | 8                    | High Desert Domestic Violence      | 330              | High Desert Domestic Violence             | Completed       | CDBG        | \$17,700.00           | \$17,700.00           | \$0.00        |
|           |                      | <b>Project Total</b>               |                  |   |                 |             | <b>\$17,700.00</b>    | <b>\$17,700.00</b>    | <b>\$0.00</b> |
|           | 9                    | High Desert Homeless Services      | 331              | High Desert Homeless Services             | Completed       | CDBG        | \$14,750.00           | \$14,750.00           | \$0.00        |
|           |                      | <b>Project Total</b>               |                  |   |                 |             | <b>\$14,750.00</b>    | <b>\$14,750.00</b>    | <b>\$0.00</b> |
|           | 10                   | Holy Family Food Bank              | 332              | Holy Family Food Bank                     | Completed       | CDBG        | \$9,387.26            | \$9,387.26            | \$0.00        |
|           |                      | <b>Project Total</b>               |                  |   |                 |             | <b>\$9,387.26</b>     | <b>\$9,387.26</b>     | <b>\$0.00</b> |
|           | 12                   | Legal Aid Services                 | 334              | Legal Aid Services                        | Completed       | CDBG        | \$5,900.00            | \$5,900.00            | \$0.00        |
|           |                      | <b>Project Total</b>               |                  |   |                 |             | <b>\$5,900.00</b>     | <b>\$5,900.00</b>     | <b>\$0.00</b> |
|           | 13                   | Victor Valley Community Services   | 335              | Victor Valley Community Services          | Completed       | CDBG        | \$14,690.64           | \$14,690.64           | \$0.00        |
|           |                      | <b>Project Total</b>               |                  |   |                 |             | <b>\$14,690.64</b>    | <b>\$14,690.64</b>    | <b>\$0.00</b> |
|           | 14                   | Victor Valley Domestic Violence    | 336              | Victor Valley Domestic Violence           | Completed       | CDBG        | \$5,900.00            | \$5,900.00            | \$0.00        |
|           |                      | <b>Project Total</b>               |                  |   |                 |             | <b>\$5,900.00</b>     | <b>\$5,900.00</b>     | <b>\$0.00</b> |

U.S. Department of Housing and Urban Development  
Office of Community Planning and Development  
Integrated Disbursement and Information System  
List of Activities By Program Year And Project  
HESPERIA,CA

DATE: 08-28-19  
TIME: 18:45  
PAGE: 19

| Plan Year | IDIS Project                            | Project   | IDIS Activity ID                        | Activity Name   | Activity Status | Program      | Funded Amount | Draw Amount  | Balance |
|-----------|---|---|---|---|-----------------|--------------|---------------|--------------|---------|
| 2013      | 15                                      | Victor Valley Resource Center                                     | 337                                     | Victor Valley Resource Center                                     | Completed       | CDBG         | \$14,149.43   | \$14,149.43  | \$0.00  |
|           |   | Project Total   |   |   |                 |              | \$14,149.43   | \$14,149.43  | \$0.00  |
|           | 16                                      | Housing Rehabilitation Loan Program                               | 338                                     | Housing Rehabilitation Loan Program                               | Completed       | CDBG         | \$175,745.00  | \$175,745.00 | \$0.00  |
|           |   | Project Total   |   |   |                 |              | \$175,745.00  | \$175,745.00 | \$0.00  |
|           | 17                                      | Energy Efficiency and Minor Home Repair Program                   | 339                                     | Energy Efficiency and Minor Home Repair Program                   | Completed       | CDBG         | \$65,000.00   | \$65,000.00  | \$0.00  |
|           |   | Project Total   |   |   |                 |              | \$65,000.00   | \$65,000.00  | \$0.00  |
|           | 18                                      | Microenterprise Assistance  | 341                                     | Microenterprise Assistance  | Canceled        | CDBG         | \$0.00        | \$0.00       | \$0.00  |
|           |   | Project Total   |   |   |                 |              | \$0.00        | \$0.00       | \$0.00  |
|           | 19                                      | Section 108 Loan Debt Service                                     | 342                                     | Section 108 Loan Debt Service                                     | Completed       | CDBG         | \$151,270.45  | \$151,270.45 | \$0.00  |
|           |   | Project Total   |   |   |                 |              | \$151,270.45  | \$151,270.45 | \$0.00  |
|           | 20                                      | Intergenerational Community Center                                | 361                                     | Intergenerational Center - Rehabilitation II                      | Canceled        | CDBG         | \$0.00        | \$0.00       | \$0.00  |
|           |   | Project Total   |   |   |                 |              | \$0.00        | \$0.00       | \$0.00  |
|           |   | Program Total   |   |   |                 | CDBG         | \$657,473.95  | \$657,473.95 | \$0.00  |
|           | 2013 Total                              |   |   |   |                 | \$657,473.95 | \$657,473.95  | \$0.00       |         |
| 2014      | 1                                       | CDBG Administration   | 343                                     | CDBG Administration   | Completed       | CDBG         | \$147,756.19  | \$147,756.19 | \$0.00  |
|           |   | Project Total   |   |   |                 |              | \$147,756.19  | \$147,756.19 | \$0.00  |
|           | 2                                       | Fair Housing and Tenant Mediation Services                        | 344                                     | Fair Housing and Tenant Mediation Services                        | Completed       | CDBG         | \$10,000.00   | \$10,000.00  | \$0.00  |
|           |   | Project Total   |   |   |                 |              | \$10,000.00   | \$10,000.00  | \$0.00  |
|           | 3                                       | SB Library Adult Literacy Program                                 | 345                                     | SB Library Adult Literacy Program                                 | Completed       | CDBG         | \$10,000.00   | \$10,000.00  | \$0.00  |
|           |   | Project Total   |   |   |                 |              | \$10,000.00   | \$10,000.00  | \$0.00  |
|           | 4                                       | "A Better Way" Victor Valley Domestic Violence Shelter            | 346                                     | "A Better Way" Victor Valley Domestic Violence Shelter            | Completed       | CDBG         | \$3,750.00    | \$3,750.00   | \$0.00  |
|           |   | Project Total   |   |   |                 |              | \$3,750.00    | \$3,750.00   | \$0.00  |
|           | 5                                       | "Family Assistance Program" High Desert Domestic Violence Shelter | 347                                     | "Family Assistance Program" High Desert Domestic Violence Shelter | Completed       | CDBG         | \$20,000.00   | \$20,000.00  | \$0.00  |
|           |   | Project Total   |   |   |                 |              | \$20,000.00   | \$20,000.00  | \$0.00  |
|           | 6                                       | City of Hesperia: Graffiti Abatement Program                      | 348                                     | City of Hesperia: Graffiti Abatement Program                      | Completed       | CDBG         | \$10,823.00   | \$10,823.00  | \$0.00  |
|           |   | Project Total   |   |   |                 |              | \$10,823.00   | \$10,823.00  | \$0.00  |
|           | 7                                       | High Desert Communities Food Bank                                 | 349                                     | High Desert Communities Food Bank                                 | Completed       | CDBG         | \$15,000.00   | \$15,000.00  | \$0.00  |
|           |   | Project Total   |   |   |                 |              | \$15,000.00   | \$15,000.00  | \$0.00  |
|           | 8                                       | High Desert Homeless Service Shelter                              | 350                                     | High Desert Homeless Services Shelter                             | Completed       | CDBG         | \$19,919.87   | \$19,919.87  | \$0.00  |
|           |   | Project Total   |   |   |                 |              | \$19,919.87   | \$19,919.87  | \$0.00  |
|           | 9                                       | Holy Family Food Bank   | 351                                     | Holy Family Food Bank   | Completed       | CDBG         | \$14,982.64   | \$14,982.64  | \$0.00  |
|           | Project Total                           |   |   |   |                 | \$14,982.64  | \$14,982.64   | \$0.00       |         |
| 10        | Legal Aid Society Legal Services        | 352   | Legal Aid Society Legal Services        | Completed   | CDBG            | \$9,052.96   | \$9,052.96    | \$0.00       |         |
|           | Project Total                           |   |   |   |                 | \$9,052.96   | \$9,052.96    | \$0.00       |         |
| 11        | Victor Valley Community Senior Services | 353   | Victor Valley Community Senior Services | Completed   | CDBG            | \$15,787.60  | \$15,787.60   | \$0.00       |         |
|           | Project Total                           |   |   |   |                 | \$15,787.60  | \$15,787.60   | \$0.00       |         |

U.S. Department of Housing and Urban Development  
Office of Community Planning and Development  
Integrated Disbursement and Information System  
List of Activities By Program Year And Project  
HESPERIA,CA

DATE: 08-28-19  
TIME: 18:45  
PAGE: 20

| Plan Year | IDIS Project         | Project   | IDIS Activity ID | Activity Name  | Activity Status | Program     | Funded Amount       | Draw Amount         | Balance       |
|-----------|----------------------|---|------------------|--|-----------------|-------------|---------------------|---------------------|---------------|
| 2014      | 12                   | Victor Valley Family Resource Center                              | 354              | Victor Valley Resource Center  | Completed       | CDBG        | \$10,000.00         | \$10,000.00         | \$0.00        |
|           |                      | <b>Project Total</b>  |                  |  |                 |             | <b>\$10,000.00</b>  | <b>\$10,000.00</b>  | <b>\$0.00</b> |
|           | 13                   | City of Hesperia: Housing Rehab Loan Program                      | 355              | City of Hesperia: Housing Rehab Loan Program                         | Completed       | CDBG        | \$125,000.00        | \$125,000.00        | \$0.00        |
|           |                      | <b>Project Total</b>  |                  |  |                 |             | <b>\$125,000.00</b> | <b>\$125,000.00</b> | <b>\$0.00</b> |
|           | 14                   | City of Hesperia: Energy Efficiency and Minor Home Repair Program | 356              | City of Hesperia: Energy Efficiency and Minor Home Repair Program    | Completed       | CDBG        | \$65,000.00         | \$65,000.00         | \$0.00        |
|           |                      | <b>Project Total</b>  |                  |  |                 |             | <b>\$65,000.00</b>  | <b>\$65,000.00</b>  | <b>\$0.00</b> |
|           | 15                   | City of Hesperia: Microenterprise Assistance                      | 357              | City of Hesperia: Microenterprise Assistance                         | Canceled        | CDBG        | \$0.00              | \$0.00              | \$0.00        |
|           |                      | <b>Project Total</b>  |                  |  |                 |             | <b>\$0.00</b>       | <b>\$0.00</b>       | <b>\$0.00</b> |
|           | 16                   | City of Hesperia: Intergenerational Center Rehabilitation         | 358              | Intergenerational Center Rehabilitation                              | Canceled        | CDBG        | \$0.00              | \$0.00              | \$0.00        |
|           |                      | <b>Project Total</b>  |                  |  |                 |             | <b>\$0.00</b>       | <b>\$0.00</b>       | <b>\$0.00</b> |
|           | 17                   | City of Hesperia: ADA Sidewalk Improvements                       | 359              | ADA Sidewalk Improvements  | Completed       | CDBG        | \$101,490.00        | \$101,490.00        | \$0.00        |
|           |                      | <b>Project Total</b>  |                  |  |                 |             | <b>\$101,490.00</b> | <b>\$101,490.00</b> | <b>\$0.00</b> |
|           | 18                   | Section 108 Loan Payment  | 360              | Section 108 Loan Payment   | Completed       | CDBG        | \$150,264.50        | \$150,264.50        | \$0.00        |
|           |                      | <b>Project Total</b>  |                  |  |                 |             | <b>\$150,264.50</b> | <b>\$150,264.50</b> | <b>\$0.00</b> |
|           | <b>Program Total</b> |   |                  |  |                 | <b>CDBG</b> | <b>\$728,826.76</b> | <b>\$728,826.76</b> | <b>\$0.00</b> |
|           | <b>2014 Total</b>    |   |                  |  |                 |             | <b>\$728,826.76</b> | <b>\$728,826.76</b> | <b>\$0.00</b> |
| 2015      | 2                    | Housing Preservation  | 376              | Energy Efficiency & Minor Home Repair Programs                       | Completed       | CDBG        | \$65,000.00         | \$65,000.00         | \$0.00        |
|           |                      |   | 392              | Housing Rehabilitation Loan Program                                  | Completed       | CDBG        | \$125,000.00        | \$125,000.00        | \$0.00        |
|           |                      | <b>Project Total</b>  |                  |  |                 |             | <b>\$190,000.00</b> | <b>\$190,000.00</b> | <b>\$0.00</b> |
|           | 3                    | Fair Housing Services   | 363              | Inland Fair Housing and Mediation Board - Fair Housing Services      | Completed       | CDBG        | \$15,000.00         | \$15,000.00         | \$0.00        |
|           |                      | <b>Project Total</b>  |                  |  |                 |             | <b>\$15,000.00</b>  | <b>\$15,000.00</b>  | <b>\$0.00</b> |
|           | 4                    | Public Services for low-income families                           | 365              | Feed My Sheep - Food Bank/Pantry                                     | Completed       | CDBG        | \$2,500.00          | \$2,500.00          | \$0.00        |
|           |                      |   | 367              | High Desert Community Foundation - It's Beginning to Rain Ministries | Completed       | CDBG        | \$10,000.00         | \$10,000.00         | \$0.00        |
|           |                      |   | 369              | Holy Family Catholic Church - Food Bank/Pantry                       | Completed       | CDBG        | \$18,023.16         | \$18,023.16         | \$0.00        |
|           |                      |   | 370              | Legal Aid Society of San Bernardino - Legal Services                 | Completed       | CDBG        | \$5,000.00          | \$5,000.00          | \$0.00        |
|           |                      |   | 371              | New Life Chapel - Food Bank/Pantry                                   | Completed       | CDBG        | \$10,000.00         | \$10,000.00         | \$0.00        |
|           |                      |   | 372              | San Bernardino County Library - Adult Literacy                       | Completed       | CDBG        | \$10,000.00         | \$10,000.00         | \$0.00        |
|           |                      | <b>Project Total</b>  |                  |  |                 |             | <b>\$55,523.16</b>  | <b>\$55,523.16</b>  | <b>\$0.00</b> |
|           | 5                    | Senior Services   | 373              | Victor Valley Community Service Council - Senior Services            | Completed       | CDBG        | \$18,000.00         | \$18,000.00         | \$0.00        |
|           |                      | <b>Project Total</b>  |                  |  |                 |             | <b>\$18,000.00</b>  | <b>\$18,000.00</b>  | <b>\$0.00</b> |
|           | 6                    | Homeless Prevention and Special Needs Services                    | 364              | Family Assistance Program - DV Emergency Shelter                     | Completed       | CDBG        | \$25,000.00         | \$25,000.00         | \$0.00        |
|           |                      |   | 368              | High Desert Homeless Services - Emergency Shelter                    | Completed       | CDBG        | \$20,000.00         | \$20,000.00         | \$0.00        |
|           |                      | <b>Project Total</b>  |                  |  |                 |             | <b>\$45,000.00</b>  | <b>\$45,000.00</b>  | <b>\$0.00</b> |

U.S. Department of Housing and Urban Development  
Office of Community Planning and Development  
Integrated Disbursement and Information System  
List of Activities By Program Year And Project  
HESPERIA,CA

DATE: 08-28-19  
TIME: 18:45  
PAGE: 21

| Plan Year | IDIS Project | Project   | IDIS Activity ID | Activity Name   | Activity Status  | Program   | Funded Amount  | Draw Amount    | Balance      |                |
|-----------|--------------|---|------------------|---|--|-----------|----------------|----------------|--------------|----------------|
| 2015      | 7            | Neighborhood Preservation and Infrastructure Improvements | 366              | City of Hesperia - Graffiti Abatement                           | Completed  | CDBG      | \$18,726.00    | \$18,726.00    | \$0.00       |                |
|           |              |   | 374              | ADA Sidewalk Improvements                                       | Completed  | CDBG      | \$411,900.50   | \$411,900.50   | \$0.00       |                |
|           |              |   | Project Total    |   |  |           |                | \$430,626.50   | \$430,626.50 | \$0.00         |
|           | 8            | CDBG Administration                                       | 362              | CDBG Administration   | Completed  | CDBG      | \$140,492.85   | \$140,492.85   | \$0.00       |                |
|           |              |   |                  |   |  |           | Project Total  |                |              | \$140,492.85   |
|           |              | Program Total   |                  |   |  | CDBG      | \$894,642.51   | \$894,642.51   | \$0.00       |                |
|           |              | 2015 Total  |                  |   |  |           | \$894,642.51   | \$894,642.51   | \$0.00       |                |
| 2016      | 1            | Fair Housing Services                                     | 377              | Inland Fair Housing and Mediation Board - Fair Housing Services | Completed  | CDBG      | \$14,988.43    | \$14,988.43    | \$0.00       |                |
|           |              |   |                  |   |  |           | Project Total  |                |              | \$14,988.43    |
|           | 2            | Public Services for Low-Income Families                   | 378              | Behavioral Awareness Center - Group Counseling Program          | Canceled   | CDBG      | \$0.00         | \$0.00         | \$0.00       |                |
|           |              |   |                  | 379   | Feed My Sheep in the High Desert - Food Bank/Pantry                        | Completed | CDBG           | \$6,165.56     | \$6,165.56   | \$0.00         |
|           |              |   |                  | 380   | High Desert Community Foundation - It's Beginning to Rain Ministries       | Completed | CDBG           | \$19,997.80    | \$19,997.80  | \$0.00         |
|           |              |   |                  | 381   | Holy Family Catholic Church - Food Bank/Pantry                             | Completed | CDBG           | \$22,499.88    | \$22,499.88  | \$0.00         |
|           |              |   |                  | 382   | Millionnaire Mind Kids - Youth Academic Program                            | Completed | CDBG           | \$4,926.72     | \$4,926.72   | \$0.00         |
|           |              |   |                  | 383   | New Life Chapel - Food Bank/Pantry   | Completed | CDBG           | \$10,000.00    | \$10,000.00  | \$0.00         |
|           |              |   |                  | 384   | Spirit Filled Family Church - Food Bank/Pantry                             | Completed | CDBG           | \$3,304.64     | \$3,304.64   | \$0.00         |
|           |              |   |                  | Project Total   |  |           | \$66,894.60    | \$66,894.60    | \$0.00       |                |
|           | 3            | Senior Services   | 385              | Victor Valley Community Services Council - Senior Services      | Completed  | CDBG      | \$11,133.67    | \$11,133.67    | \$0.00       |                |
|           |              |   |                  |   |  |           | Project Total  |                |              | \$11,133.67    |
|           | 4            | Homeless Prevention and Special Needs Services            | 386              | Victor Valley Community Services Council - Disabled Adults      | Completed  | CDBG      | \$1,880.55     | \$1,880.55     | \$0.00       |                |
|           |              |   |                  | 387   | Family Assistance Program - Domestic Violence Prevention/Emergency Shelter | Completed | CDBG           | \$25,000.00    | \$25,000.00  | \$0.00         |
|           |              |   |                  | 388   | High Desert Homeless Services, Inc. - Emergency Shelter                    | Completed | CDBG           | \$19,382.20    | \$19,382.20  | \$0.00         |
|           |              |   |                  | Project Total   |  |           | \$46,262.75    | \$46,262.75    | \$0.00       |                |
|           | 5            | Housing Preservation                                      | 389              | Energy Efficiency/Minor Repair Program (EEMR)                   | Completed  | CDBG      | \$217,010.10   | \$217,010.10   | \$0.00       |                |
|           |              |   |                  | 390   | Housing Rehabilitation Loan Program (HRLP)                                 | Completed | CDBG           | \$117,977.36   | \$117,977.36 | \$0.00         |
|           |              |   |                  | 394   | First Time Homebuyer Program (FTHB)  | Canceled  | CDBG           | \$0.00         | \$0.00       | \$0.00         |
|           |              |   |                  | Project Total   |  |           | \$334,987.46   | \$334,987.46   | \$0.00       |                |
|           | 6            | Neighborhood and Infrastructure Improvement               | 393              | 2016-2017 Street Improvement Project                            | Completed  | CDBG      | \$1,495,718.97 | \$1,495,718.97 | \$0.00       |                |
|           |              |   |                  |   |  |           | Project Total  |                |              | \$1,495,718.97 |
|           | 7            | CDBG Administration                                       | 391              | CDBG Administration   | Completed  | CDBG      | \$158,346.41   | \$158,346.41   | \$0.00       |                |
|           |              |   |                  |   |  |           | Project Total  |                |              | \$158,346.41   |
|           |              | Program Total   |                  |   |  | CDBG      | \$2,128,332.29 | \$2,128,332.29 | \$0.00       |                |


U.S. Department of Housing and Urban Development  
Office of Community Planning and Development  
Integrated Disbursement and Information System  
List of Activities By Program Year And Project  
HESPERIA,CA

| Plan Year           | IDIS Project  | Project  | IDIS Activity ID | Activity Name  | Activity Status | Program | Funded Amount   | Draw Amount     | Balance        |
|---------------------|---------------|--|------------------|--|-----------------|---------|-----------------|-----------------|----------------|
| 2016                | 2016 Total    |  |                  |  |                 |         | \$2,128,332.29  | \$2,128,332.29  | \$0.00         |
| 2017                | 1             | Economic Opportunity                                   | 397              | Downtown Revitalization Commercial Facade Impovement Program   | Open            | CDBG    | \$84,490.00     | \$0.00          | \$84,490.00    |
|                     |               | Project Total  |                  |  |                 |         | \$84,490.00     | \$0.00          | \$84,490.00    |
|                     | 2             | Fair Housing Services                                  | 396              | Inland Fair Housing and Mediation Board: Fair Housing Services | Completed       | CDBG    | \$15,000.00     | \$15,000.00     | \$0.00         |
|                     |               | Project Total  |                  |  |                 |         | \$15,000.00     | \$15,000.00     | \$0.00         |
|                     | 3             | Neighborhood Preservation & Infrastructure Improvement | 398              | 2017-2018 Street and ADA Improvements Project                  | Completed       | CDBG    | \$1,368,347.14  | \$1,368,347.14  | \$0.00         |
|                     |               | Project Total  |                  |  |                 |         | \$1,368,347.14  | \$1,368,347.14  | \$0.00         |
|                     | 4             | CDBG Administration                                    | 395              | CDBG Administration  | Completed       | CDBG    | \$96,423.92     | \$96,423.92     | \$0.00         |
|                     |               | Project Total  |                  |  |                 |         | \$96,423.92     | \$96,423.92     | \$0.00         |
|                     | Program Total |  |                  |  |                 | CDBG    | \$1,564,261.06  | \$1,479,771.06  | \$84,490.00    |
|                     | 2017 Total    |  |                  |  |                 |         | \$1,564,261.06  | \$1,479,771.06  | \$84,490.00    |
| 2018                | 1             | Economic Opportunity                                   | 402              | Downtown Revitalization Commercial Facade Improvement Program  | Open            | CDBG    | \$220,000.00    | \$0.00          | \$220,000.00   |
|                     |               | Project Total  |                  |  |                 |         | \$220,000.00    | \$0.00          | \$220,000.00   |
|                     | 2             | Fair Housing Services                                  | 400              | Inland Fair Housing & Mediation Board: Fair Housing Services   | Open            | CDBG    | \$15,000.00     | \$15,000.00     | \$0.00         |
|                     |               | Project Total  |                  |  |                 |         | \$15,000.00     | \$15,000.00     | \$0.00         |
|                     | 3             | Neighborhood Preservation & Infrastructure Improvement | 399              | Street and ADA Improvement Project                             | Open            | CDBG    | \$1,006,000.00  | \$345,834.58    | \$660,165.42   |
|                     |               | Project Total  |                  |  |                 |         | \$1,006,000.00  | \$345,834.58    | \$660,165.42   |
|                     | 4             | CDBG Administration                                    | 401              | CDBG Administration  | Open            | CDBG    | \$191,636.00    | \$57,553.84     | \$134,082.16   |
|                     |               | Project Total  |                  |  |                 |         | \$191,636.00    | \$57,553.84     | \$134,082.16   |
|                     | Program Total |  |                  |  |                 | CDBG    | \$1,432,636.00  | \$418,388.42    | \$1,014,247.58 |
|                     | 2018 Total    |  |                  |  |                 |         | \$1,432,636.00  | \$418,388.42    | \$1,014,247.58 |
| Program Grand Total |               |  |                  |  |                 |         | \$21,618,613.83 | \$20,519,876.25 | \$1,098,737.58 |
| Grand Total         |               |  |                  |  |                 |         | \$21,618,613.83 | \$20,519,876.25 | \$1,098,737.58 |



**IDIS Report – PR 03**

**CDBG Activity Summary Report**



U.S. Department of Housing and Urban Development  
Office of Community Planning and Development  
Integrated Disbursement and Information System  
CDBG Activity Summary Report (GPR) for Program Year 2018  
HESPERIA

Date: 28-Aug-2019

Time: 18:46

Page: 1

**PGM Year:** 1994  
**Project:** 0002 - CONVERTED CDBG ACTIVITIES  
**IDIS Activity:** 2 - CDBG COMMITTED FUNDS ADJUSTMENT

**Status:** Open  
**Location:** ,

**Objective:**  
**Outcome:**  
**Matrix Code:** Unprogrammed Funds (22)

**National Objective:**

**Initial Funding Date:** 01/01/0001

**Description:**

**Financing**


|              | Fund Type    | Grant Year | Grant       | Funded Amount         | Drawn In Program Year | Drawn Thru Program Year |
|--------------|--------------|------------|-------------|-----------------------|-----------------------|-------------------------|
| CDBG         | EN           | Pre-2015   |             | \$1,500,676.27        | \$0.00                | \$0.00                  |
|              |              | 1994       | B94MC060578 |                       | \$0.00                | \$592,000.00            |
|              |              | 1995       | B95MC060578 |                       | \$0.00                | \$786,000.00            |
|              |              | 1996       | B96MC060578 |                       | \$0.00                | \$123,426.27            |
|              |              | 2009       | B09MC060578 |                       | \$0.00                | \$150,960.61            |
|              |              | 2010       | B10MC060578 |                       | \$0.00                | \$62,713.39             |
|              |              | 2011       | B11MC060578 |                       | \$0.00                | (\$214,424.00)          |
| <b>Total</b> | <b>Total</b> |            |             | <b>\$1,500,676.27</b> | <b>\$0.00</b>         | <b>\$1,500,676.27</b>   |

**Proposed Accomplishments**

**Actual Accomplishments**

*Number assisted:*

|  | Owner |          | Renter |          | Total |          | Person |          |
|--|-------|----------|--------|----------|-------|----------|--------|----------|
|  | Total | Hispanic | Total  | Hispanic | Total | Hispanic | Total  | Hispanic |
| White:   |       |          |        |          | 0     | 0        |        |          |
| Black/African American:                                  |       |          |        |          | 0     | 0        |        |          |
| Asian:   |       |          |        |          | 0     | 0        |        |          |
| American Indian/Alaskan Native:                          |       |          |        |          | 0     | 0        |        |          |
| Native Hawaiian/Other Pacific Islander:                  |       |          |        |          | 0     | 0        |        |          |
| American Indian/Alaskan Native & White:                  |       |          |        |          | 0     | 0        |        |          |
| Asian White:   |       |          |        |          | 0     | 0        |        |          |
| Black/African American & White:                          |       |          |        |          | 0     | 0        |        |          |
| American Indian/Alaskan Native & Black/African American: |       |          |        |          | 0     | 0        |        |          |
| Other multi-racial:                                      |       |          |        |          | 0     | 0        |        |          |
| Asian/Pacific Islander:                                  |       |          |        |          | 0     | 0        |        |          |



U.S. Department of Housing and Urban Development  
Office of Community Planning and Development  
Integrated Disbursement and Information System  
CDBG Activity Summary Report (GPR) for Program Year 2018  
HESPERIA

Date: 28-Aug-2019  
Time: 18:46  
Page: 2


|               |  |  |  |  |  |          |          |          |          |
|---------------|--|--|--|--|--|----------|----------|----------|----------|
| Hispanic:     |  |  |  |  |  | 0        | 0        |          |          |
| <b>Total:</b> |  |  |  |  |  | <b>0</b> | <b>0</b> | <b>0</b> | <b>0</b> |

Female-headed Households: 0

|                         |              |               |              |               |
|-------------------------|--------------|---------------|--------------|---------------|
| <i>Income Category:</i> | <b>Owner</b> | <b>Renter</b> | <b>Total</b> | <b>Person</b> |
| Extremely Low           |              |               | 0            |               |
| Low Mod                 |              |               | 0            |               |
| Moderate                |              |               | 0            |               |
| Non Low Moderate        |              |               | 0            |               |
| Total                   | 0            | 0             | 0            | 0             |
| Percent Low/Mod         |              |               |              |               |

Annual Accomplishments

No data returned for this view. This might be because the applied filter excludes all data.



U.S. Department of Housing and Urban Development  
Office of Community Planning and Development  
Integrated Disbursement and Information System  
CDBG Activity Summary Report (GPR) for Program Year 2018  
HESPERIA

Date: 28-Aug-2019  
Time: 18:46  
Page: 3

**PGM Year:** 2017  
**Project:** 0001 - Economic Opportunity  
**IDIS Activity:** 397 - Downtown Revitalization Commercial Facade Improvement Program

**Status:** Open  
**Location:** 9700 7th Ave Hesperia, CA 92345-3493

**Objective:** Create economic opportunities  
**Outcome:** Sustainability  
**Matrix Code:** Rehab; Publicly or Privately-Owned  
Commercial/Industrial (14E)

**National Objective:** SBA

**Initial Funding Date:** 12/26/2017

**Description:**

The program will address the downtown revitalization and facade improvement needs of businesses along Main Street. Funds will be used to rehabilitate eligible businesses, such rehabilitation will include improvements made to the building's facade and to address exteriorinterior ADA compliance.

**Financing**


|              | Fund Type    | Grant Year | Grant       | Funded Amount      | Drawn In Program Year | Drawn Thru Program Year |
|--------------|--------------|------------|-------------|--------------------|-----------------------|-------------------------|
| CDBG         | EN           | 2017       | B17MC060578 | \$84,490.00        | \$0.00                | \$0.00                  |
| <b>Total</b> | <b>Total</b> |            |             | <b>\$84,490.00</b> | <b>\$0.00</b>         | <b>\$0.00</b>           |

**Proposed Accomplishments**

Businesses : 2

**Annual Accomplishments**

| Years | Accomplishment Narrative  | # Benefitting |
|-------|---|---------------|
| 2017  | The City is currently in the process of preparing its program guidelines for this program. No accomplishments were completed during the 2017/2018 program year.   |               |
| 2018  | The City is currently in the process of finalizing its program guidelines. No accomplishments were completed during the 2018/2019 program year. However, the program is anticipated to commence during the 2nd quarter of the 2019/2020 program year. |               |



U.S. Department of Housing and Urban Development  
Office of Community Planning and Development  
Integrated Disbursement and Information System  
CDBG Activity Summary Report (GPR) for Program Year 2018  
HESPERIA

Date: 28-Aug-2019  
Time: 18:46  
Page: 4

**PGM Year:** 2017  
**Project:** 0003 - Neighborhood Preservation & Infrastructure Improvement  
**IDIS Activity:** 398 - 2017-2018 Street and ADA Improvements Project

**Status:** Completed 2/21/2019 8:41:43 PM  
**Location:** 9700 7th Ave Hesperia, CA 92345-3493

**Objective:** Create suitable living environments  
**Outcome:** Sustainability  
**Matrix Code:** Street Improvements (03K)

**National Objective:** LMA

**Initial Funding Date:** 12/26/2017

**Description:**

The proposed Street Improvement Project would be a full depth reclamation (FDR) of approximately 2 lane miles of existing residential streets and includes in-place grinding of existing pavement and construction of a new top layer of asphalt pavement.

This is a continuation of the City's annual program to rehabilitate existing City streets or to construct new pavement on existing dirt roads.

**Financing**


|              | Fund Type    | Grant Year | Grant       | Funded Amount         | Drawn In Program Year | Drawn Thru Program Year |
|--------------|--------------|------------|-------------|-----------------------|-----------------------|-------------------------|
| CDBG         | EN           | Pre-2015   |             | \$57,875.81           | \$0.00                | \$0.00                  |
|              |              | 2012       | B12MC060578 |                       | \$0.00                | \$27,907.97             |
|              |              | 2013       | B13MC060578 |                       | \$0.00                | \$19,563.58             |
|              |              | 2014       | B14MC060578 |                       | \$0.00                | \$10,404.26             |
|              |              | 2015       | B15MC060578 | \$93,844.71           | \$0.00                | \$93,844.71             |
|              |              | 2016       | B16MC060578 | \$136,845.05          | \$0.00                | \$136,845.05            |
|              |              | 2017       | B17MC060578 | \$349,078.29          | \$70,957.94           | \$349,078.29            |
|              | LA           | 2010       | B10MC060578 | \$155,981.25          | \$0.00                | \$155,981.25            |
|              |              | 2011       | B11MC060578 | \$556,996.42          | \$0.00                | \$556,996.42            |
|              | PI           |            |             | \$17,725.61           | \$2,121.92            | \$17,725.61             |
| <b>Total</b> | <b>Total</b> |            |             | <b>\$1,368,347.14</b> | <b>\$73,079.86</b>    | <b>\$1,368,347.14</b>   |

**Proposed Accomplishments**

People (General) : 1,000  
Total Population in Service Area: 5,310  
Census Tract Percent Low / Mod: 56.12

**Annual Accomplishments**

| Years | Accomplishment Narrative  | # Benefitting |
|-------|---|---------------|
| 2017  | The City notice the project in the paper, bid out the project, awarded the contractor and commenced construction. Project completion anticipated during 18/19 PY. |               |
| 2018  | Project was completed.  |               |



U.S. Department of Housing and Urban Development  
Office of Community Planning and Development  
Integrated Disbursement and Information System  
CDBG Activity Summary Report (GPR) for Program Year 2018  
HESPERIA

Date: 28-Aug-2019  
Time: 18:46  
Page: 5

**PGM Year:** 2018  
**Project:** 0003 - Neighborhood Preservation & Infrastructure Improvement  
**IDIS Activity:** 399 - Street and ADA Improvement Project

**Status:** Open  
**Location:** 15321 Larch St Hesperia, CA 92345-4326

**Objective:** Create suitable living environments  
**Outcome:** Sustainability  
**Matrix Code:** Sidewalks (03L)

**National Objective:** LMA

**Initial Funding Date:** 09/19/2018

**Description:**

The proposed project includes the paving of three (3) east-west street segments, each one approximately 2,890 feet in length, which serves residential properties. The improvements will include construction of new asphalt concrete (AC) pavement approximately 26-feet wide within the middle of each street's existing 60-foot wide right-of-way. The paving will consist of a 4-inch prepared subgrade of class-II base, and a 3-inch lift of AC. The three streets included in this project are Ash Street, Larch Street and Wells Fargo Street. Improvements in all three streets will be completed between Seventh Avenue and Eleventh Avenue.

**Financing**


|              | Fund Type    | Grant Year | Grant       | Funded Amount         | Drawn In Program Year | Drawn Thru Program Year |
|--------------|--------------|------------|-------------|-----------------------|-----------------------|-------------------------|
| CDBG         | EN           | 2016       | B16MC060578 | \$200,000.00          | \$200,000.00          | \$200,000.00            |
|              |              | 2017       | B17MC060578 | \$199,454.00          | \$126,584.13          | \$126,584.13            |
|              |              | 2018       | B18MC060578 | \$588,206.80          | \$0.00                | \$0.00                  |
|              | PI           |            |             | \$18,339.20           | \$18,339.20           | \$18,339.20             |
| <b>Total</b> | <b>Total</b> |            |             | <b>\$1,006,000.00</b> | <b>\$344,923.33</b>   | <b>\$344,923.33</b>     |

**Proposed Accomplishments**

People (General) : 1,000  
Total Population in Service Area: 965  
Census Tract Percent Low / Mod: 60.62

**Annual Accomplishments**

| Years | Accomplishment Narrative  | # Benefitting |
|-------|---|---------------|
| 2018  | The project was awarded to Match Corporation during the 4th quarter of the 2018/2019 program year. The project commenced during the month of June and rolled into the 19/20 program year. Project completion is anticipated during the first quarter of the 19/20 program year. |               |



U.S. Department of Housing and Urban Development  
Office of Community Planning and Development  
Integrated Disbursement and Information System  
CDBG Activity Summary Report (GPR) for Program Year 2018  
HESPERIA

Date: 28-Aug-2019  
Time: 18:46  
Page: 6

**PGM Year:** 2018  
**Project:** 0002 - Fair Housing Services  
**IDIS Activity:** 400 - Inland Fair Housing & Mediation Board: Fair Housing Services

**Status:** Open  
**Location:** ,

**Objective:**  
**Outcome:**  
**Matrix Code:** Fair Housing Activities (subject to 20% Admin Cap) (21D)  
**National Objective:**

**Initial Funding Date:** 09/19/2018

**Description:**

IFHMB will provide Hesperia with a comprehensive Fair Housing program including education, outreach, and enforcement. These services will be available to the general public, housing providers, and tenants, with the main objective of helping the City meet HUD Affirmatively Furthering Fair Housing (AFFH) requirements.

This Program will be using CDBG Administrative funds. 1st Quarter - IFHMB was able to provide fair housing services to 16 unduplicated Hesperia residents and landlord tenant mediation services to 149 unduplicated Hesperia residents. 2nd Quarter - IFHMB was able to provide fair housing services to 15 unduplicated Hesperia residents and landlord tenant mediation services to 129 unduplicated Hesperia residents. 3rd Quarter - IFHMB was able to provide fair housing services to 34 unduplicated Hesperia residents and landlord tenant mediation services to 119 unduplicated Hesperia residents. 4th Quarter - IFHMB was able to provide fair housing services to 14 unduplicated Hesperia residents and landlord tenant mediation services to 85 unduplicated Hesperia residents. Total - IFHMB was able to provide fair housing services to a total of 79 unduplicated Hesperia residents and landlord tenant mediation services to a total of 482 unduplicated Hesperia residents.

**Financing**


|              | Fund Type    | Grant Year | Grant       | Funded Amount      | Drawn In Program Year | Drawn Thru Program Year |
|--------------|--------------|------------|-------------|--------------------|-----------------------|-------------------------|
| CDBG         | EN           | 2018       | B18MC060578 | \$9,388.31         | \$8,467.98            | \$8,467.98              |
|              | PI           |            |             | \$5,611.69         | \$5,611.69            | \$5,611.69              |
| <b>Total</b> | <b>Total</b> |            |             | <b>\$15,000.00</b> | <b>\$14,079.67</b>    | <b>\$14,079.67</b>      |

**Proposed Accomplishments**

**Actual Accomplishments**

*Number assisted:*

|  | <b>Owner</b> |          | <b>Renter</b> |          | <b>Total</b> |          | <b>Person</b> |          |
|--|--------------|----------|---------------|----------|--------------|----------|---------------|----------|
|  | Total        | Hispanic | Total         | Hispanic | Total        | Hispanic | Total         | Hispanic |
| White:   |              |          |               |          | 0            | 0        |               |          |
| Black/African American:                                  |              |          |               |          | 0            | 0        |               |          |
| Asian:   |              |          |               |          | 0            | 0        |               |          |
| American Indian/Alaskan Native:                          |              |          |               |          | 0            | 0        |               |          |
| Native Hawaiian/Other Pacific Islander:                  |              |          |               |          | 0            | 0        |               |          |
| American Indian/Alaskan Native & White:                  |              |          |               |          | 0            | 0        |               |          |
| Asian White:   |              |          |               |          | 0            | 0        |               |          |
| Black/African American & White:                          |              |          |               |          | 0            | 0        |               |          |
| American Indian/Alaskan Native & Black/African American: |              |          |               |          | 0            | 0        |               |          |
| Other multi-racial:                                      |              |          |               |          | 0            | 0        |               |          |



U.S. Department of Housing and Urban Development  
Office of Community Planning and Development  
Integrated Disbursement and Information System  
CDBG Activity Summary Report (GPR) for Program Year 2018  
HESPERIA

Date: 28-Aug-2019  
Time: 18:46  
Page: 7


|                         |          |          |          |          |          |          |          |          |          |
|-------------------------|----------|----------|----------|----------|----------|----------|----------|----------|----------|
| Asian/Pacific Islander: | 0        | 0        |          |          |          |          |          |          |          |
| Hispanic:               | 0        | 0        |          |          |          |          |          |          |          |
| <b>Total:</b>           | <b>0</b> | <b>0</b> | <b>0</b> | <b>0</b> | <b>0</b> | <b>0</b> | <b>0</b> | <b>0</b> | <b>0</b> |

Female-headed Households: 0

|                         |              |               |              |               |
|-------------------------|--------------|---------------|--------------|---------------|
| <i>Income Category:</i> | <b>Owner</b> | <b>Renter</b> | <b>Total</b> | <b>Person</b> |
| Extremely Low           |              |               | 0            |               |
| Low Mod                 |              |               | 0            |               |
| Moderate                |              |               | 0            |               |
| Non Low Moderate        |              |               | 0            |               |
| Total                   | 0            | 0             | 0            | 0             |
| Percent Low/Mod         |              |               |              |               |

Annual Accomplishments

No data returned for this view. This might be because the applied filter excludes all data.



U.S. Department of Housing and Urban Development  
Office of Community Planning and Development  
Integrated Disbursement and Information System  
CDBG Activity Summary Report (GPR) for Program Year 2018  
HESPERIA

Date: 28-Aug-2019  
Time: 18:46  
Page: 8

**PGM Year:** 2018  
**Project:** 0004 - CDBG Administration  
**IDIS Activity:** 401 - CDBG Administration

**Status:** Open  
**Location:** ,

**Objective:**  
**Outcome:**  
**Matrix Code:** General Program Administration (21A) **National Objective:**

**Initial Funding Date:** 09/19/2018

**Description:**

The CDBG Program requires monitoring of subrecipient contracts, staff to handle phone calls, correspondence, preparation of the Annual Notice of Funding Availability (NOFA) Process, Annual Action Plan and Consolidated Annual Performance Evaluation Report (CAPER) and other HUD-required reports (i.e. 4710 Semi-Annual Labor Standards Enforcement Report, HUD 60002 Section 3 Reporting ReportSPEARS, HUD 2516 ContractorSubcontractor Activity Report, etc.). Administration funds will also provide office supplies and materials, payment for public notices, meeting supplies, and all requirements for the public review, public comments, and public hearings. The City will also retain a professional consultant for program expertise, correspondence with HUD, and to ensure City compliance with its five year Consolidated Plan, and consistency with the One-Year Action Plan.

**Financing**


|              | Fund Type    | Grant Year | Grant       | Funded Amount       | Drawn In Program Year | Drawn Thru Program Year |
|--------------|--------------|------------|-------------|---------------------|-----------------------|-------------------------|
| CDBG         | EN           | 2018       | B18MC060578 | \$181,097.31        | \$44,723.70           | \$44,723.70             |
|              | PI           |            |             | \$10,538.69         | \$10,538.69           | \$10,538.69             |
| <b>Total</b> | <b>Total</b> |            |             | <b>\$191,636.00</b> | <b>\$55,262.39</b>    | <b>\$55,262.39</b>      |

**Proposed Accomplishments**

**Actual Accomplishments**

*Number assisted:*

|  | Owner |          | Renter |          | Total |          | Person |          |
|--|-------|----------|--------|----------|-------|----------|--------|----------|
|  | Total | Hispanic | Total  | Hispanic | Total | Hispanic | Total  | Hispanic |
| White:   |       |          |        |          | 0     | 0        |        |          |
| Black/African American:                                  |       |          |        |          | 0     | 0        |        |          |
| Asian:   |       |          |        |          | 0     | 0        |        |          |
| American Indian/Alaskan Native:                          |       |          |        |          | 0     | 0        |        |          |
| Native Hawaiian/Other Pacific Islander:                  |       |          |        |          | 0     | 0        |        |          |
| American Indian/Alaskan Native & White:                  |       |          |        |          | 0     | 0        |        |          |
| Asian White:   |       |          |        |          | 0     | 0        |        |          |
| Black/African American & White:                          |       |          |        |          | 0     | 0        |        |          |
| American Indian/Alaskan Native & Black/African American: |       |          |        |          | 0     | 0        |        |          |
| Other multi-racial:                                      |       |          |        |          | 0     | 0        |        |          |
| Asian/Pacific Islander:                                  |       |          |        |          | 0     | 0        |        |          |



U.S. Department of Housing and Urban Development  
Office of Community Planning and Development  
Integrated Disbursement and Information System  
CDBG Activity Summary Report (GPR) for Program Year 2018  
HESPERIA

Date: 28-Aug-2019  
Time: 18:46  
Page: 9


|               |  |  |  |  |  |          |          |          |          |
|---------------|--|--|--|--|--|----------|----------|----------|----------|
| Hispanic:     |  |  |  |  |  | 0        | 0        |          |          |
| <b>Total:</b> |  |  |  |  |  | <b>0</b> | <b>0</b> | <b>0</b> | <b>0</b> |

Female-headed Households: 0

|                         |              |               |              |               |
|-------------------------|--------------|---------------|--------------|---------------|
| <i>Income Category:</i> | <b>Owner</b> | <b>Renter</b> | <b>Total</b> | <b>Person</b> |
| Extremely Low           |              |               | 0            |               |
| Low Mod                 |              |               | 0            |               |
| Moderate                |              |               | 0            |               |
| Non Low Moderate        |              |               | 0            |               |
| Total                   | 0            | 0             | 0            | 0             |
| Percent Low/Mod         |              |               |              |               |

Annual Accomplishments

No data returned for this view. This might be because the applied filter excludes all data.



U.S. Department of Housing and Urban Development  
Office of Community Planning and Development  
Integrated Disbursement and Information System  
CDBG Activity Summary Report (GPR) for Program Year 2018  
HESPERIA

Date: 28-Aug-2019  
Time: 18:46  
Page: 10

**PGM Year:** 2018

**Project:** 0001 - Economic Opportunity

**IDIS Activity:** 402 - Downtown Revitalization Commercial Facade Improvement Program

**Status:** Open

**Location:** 9700 7th Ave Hesperia, CA 92345-3493

**Objective:** Create economic opportunities

**Outcome:** Sustainability

**Matrix Code:** Rehab; Publicly or Privately-Owned  
Commercial/Industrial (14E)

**National Objective:** SBA

**Initial Funding Date:** 09/19/2018

**Description:**

The project will address the downtown revitalization and facade improvement needs of businesses along Main Street. Funds will be used to rehabilitate eligible businesses, such rehabilitation will include improvements made to the building's facade and to address exteriorinterior ADA compliance.

**Financing**


|              | Fund Type    | Grant Year | Grant       | Funded Amount       | Drawn In Program Year | Drawn Thru Program Year |
|--------------|--------------|------------|-------------|---------------------|-----------------------|-------------------------|
| CDBG         | EN           | 2018       | B18MC060578 | \$220,000.00        | \$0.00                | \$0.00                  |
| <b>Total</b> | <b>Total</b> |            |             | <b>\$220,000.00</b> | <b>\$0.00</b>         | <b>\$0.00</b>           |

**Proposed Accomplishments**

Businesses : 3

**Annual Accomplishments**

| Years | Accomplishment Narrative  | # Benefitting |
|-------|---|---------------|
| 2018  | The City is currently in the process of finalizing its program guidelines. No accomplishments were completed during the 2018/2019 program year. However, the program is anticipated to commence during the 2nd quarter of the 2019/2020 program year. |               |



U.S. Department of Housing and Urban Development  
Office of Community Planning and Development  
Integrated Disbursement and Information System  
CDBG Activity Summary Report (GPR) for Program Year 2018  
HESPERIA

Date: 28-Aug-2019

Time: 18:46

Page: 11

---

|                                       |                       |
|---------------------------------------|-----------------------|
| <b>Total Funded Amount:</b>           | <b>\$4,386,149.41</b> |
| <b>Total Drawn Thru Program Year:</b> | <b>\$3,283,288.80</b> |
| <b>Total Drawn In Program Year:</b>   | <b>\$487,345.25</b>   |



**IDIS Report – PR 06**  
**Summary of Consolidated Plan Projects**

U.S. DEPARTMENT OF HOUSING AND URBAN  
DEVELOPMENT  
OFFICE OF COMMUNITY PLANNING AND DEVELOPMENT  
PR06 - Summary of Consolidated Plan Projects for Report  
Year

DATE: 8/28/2019  
TIME: 6:48:33 PM  
PAGE: 1/1

IDIS

| Plan IDIS<br>Year Project | Project Title and Description                          |   | Program | Project<br>Estimate | Committed<br>Amount | Amount Drawn<br>Thru Report<br>Year | Amount<br>Available to<br>Draw | Amount<br>Drawn in<br>Report Year |
|---------------------------|--|---|---------|---------------------|---------------------|-------------------------------------|--------------------------------|-----------------------------------|
| 2018 1                    | Economic Opportunity                                   | Preserve and strengthen economic opportunity through activities to incentivize the creation of jobs and new microenterprise business opportunities for low- and moderate-income residents.  | CDBG    | \$220,000.00        | \$220,000.00        | \$0.00                              | \$220,000.00                   | \$0.00                            |
| 2                         | Fair Housing Services                                  | Fulfill the HUD regulatory mandate to affirmatively further fair housing choice through the provision of fair housing education, counseling, anti-discrimination and landlord-tenant mediation services.                              | CDBG    | \$15,000.00         | \$15,000.00         | \$14,079.67                         | \$920.33                       | \$14,079.67                       |
| 3                         | Neighborhood Preservation & Infrastructure Improvement | Preserve and enhance neighborhood aesthetics and improve infrastructure to benefit low- and moderate-income people or those presumed under HUD regulations to be low- and moderate-income such as elderly people and disabled adults. | CDBG    | \$606,546.00        | \$1,006,000.00      | \$344,923.33                        | \$661,076.67                   | \$344,923.33                      |
| 4                         | CDBG Administration                                    | Fund the needs of the administration to run the CDBG program.   | CDBG    | \$191,636.00        | \$191,636.00        | \$55,262.39                         | \$136,373.61                   | \$55,262.39                       |



**IDIS Report – PR 26**

**CDBG Financial Summary Report**



Office of Community Planning and Development  
U.S. Department of Housing and Urban Development  
Integrated Disbursement and Information System  
PR26 - CDBG Financial Summary Report  
Program Year 2018  
HESPERIA , CA

DATE: 08-28-19  
TIME: 18:50  
PAGE: 1

PART I: SUMMARY OF CDBG RESOURCES

|   |              |
|---|--------------|
| 01 UNEXPENDED CDBG FUNDS AT END OF PREVIOUS PROGRAM YEAR  | 811,677.13   |
| 02 ENTITLEMENT GRANT                                      | 1,033,182.00 |
| 03 SURPLUS URBAN RENEWAL                                  | 0.00         |
| 04 SECTION 108 GUARANTEED LOAN FUNDS                      | 0.00         |
| 05 CURRENT YEAR PROGRAM INCOME                            | 16,611.50    |
| 05a CURRENT YEAR SECTION 108 PROGRAM INCOME (FOR SI TYPE) | 0.00         |
| 06 FUNDS RETURNED TO THE LINE-OF-CREDIT                   | 0.00         |
| 06a FUNDS RETURNED TO THE LOCAL CDBG ACCOUNT              | 0.00         |
| 07 ADJUSTMENT TO COMPUTE TOTAL AVAILABLE                  | 20,000.00    |
| 08 TOTAL AVAILABLE (SUM, LINES 01-07)                     | 1,881,470.63 |

PART II: SUMMARY OF CDBG EXPENDITURES

|  |              |
|--|--------------|
| 09 DISBURSEMENTS OTHER THAN SECTION 108 REPAYMENTS AND PLANNING/ADMINISTRATION | 418,003.19   |
| 10 ADJUSTMENT TO COMPUTE TOTAL AMOUNT SUBJECT TO LOW/MOD BENEFIT               | 0.00         |
| 11 AMOUNT SUBJECT TO LOW/MOD BENEFIT (LINE 09 + LINE 10)                       | 418,003.19   |
| 12 DISBURSED IN IDIS FOR PLANNING/ADMINISTRATION                               | 69,342.06    |
| 13 DISBURSED IN IDIS FOR SECTION 108 REPAYMENTS                                | 0.00         |
| 14 ADJUSTMENT TO COMPUTE TOTAL EXPENDITURES                                    | 0.00         |
| 15 TOTAL EXPENDITURES (SUM, LINES 11-14)                                       | 487,345.25   |
| 16 UNEXPENDED BALANCE (LINE 08 - LINE 15)                                      | 1,394,125.38 |

PART III: LOWMOD BENEFIT THIS REPORTING PERIOD

|  |            |
|--|------------|
| 17 EXPENDED FOR LOW/MOD HOUSING IN SPECIAL AREAS | 0.00       |
| 18 EXPENDED FOR LOW/MOD MULTI-UNIT HOUSING       | 0.00       |
| 19 DISBURSED FOR OTHER LOW/MOD ACTIVITIES        | 418,003.19 |
| 20 ADJUSTMENT TO COMPUTE TOTAL LOW/MOD CREDIT    | 0.00       |
| 21 TOTAL LOW/MOD CREDIT (SUM, LINES 17-20)       | 418,003.19 |
| 22 PERCENT LOW/MOD CREDIT (LINE 21/LINE 11)      | 100.00%    |

LOW/MOD BENEFIT FOR MULTI-YEAR CERTIFICATIONS

|   |             |
|---|-------------|
| 23 PROGRAM YEARS(PY) COVERED IN CERTIFICATION                         | PY: PY: PY: |
| 24 CUMULATIVE NET EXPENDITURES SUBJECT TO LOW/MOD BENEFIT CALCULATION | 0.00        |
| 25 CUMULATIVE EXPENDITURES BENEFITING LOW/MOD PERSONS                 | 0.00        |
| 26 PERCENT BENEFIT TO LOW/MOD PERSONS (LINE 25/LINE 24)               | 0.00%       |

PART IV: PUBLIC SERVICE (PS) CAP CALCULATIONS

|   |              |
|---|--------------|
| 27 DISBURSED IN IDIS FOR PUBLIC SERVICES                        | 0.00         |
| 28 PS UNLIQUIDATED OBLIGATIONS AT END OF CURRENT PROGRAM YEAR   | 0.00         |
| 29 PS UNLIQUIDATED OBLIGATIONS AT END OF PREVIOUS PROGRAM YEAR  | 0.00         |
| 30 ADJUSTMENT TO COMPUTE TOTAL PS OBLIGATIONS                   | 0.00         |
| 31 TOTAL PS OBLIGATIONS (LINE 27 + LINE 28 - LINE 29 + LINE 30) | 0.00         |
| 32 ENTITLEMENT GRANT  | 1,033,182.00 |
| 33 PRIOR YEAR PROGRAM INCOME                                    | 80,832.84    |
| 34 ADJUSTMENT TO COMPUTE TOTAL SUBJECT TO PS CAP                | 0.00         |
| 35 TOTAL SUBJECT TO PS CAP (SUM, LINES 32-34)                   | 1,114,014.84 |
| 36 PERCENT FUNDS OBLIGATED FOR PS ACTIVITIES (LINE 31/LINE 35)  | 0.00%        |

PART V: PLANNING AND ADMINISTRATION (PA) CAP

|  |              |
|--|--------------|
| 37 DISBURSED IN IDIS FOR PLANNING/ADMINISTRATION               | 69,342.06    |
| 38 PA UNLIQUIDATED OBLIGATIONS AT END OF CURRENT PROGRAM YEAR  | 0.00         |
| 39 PA UNLIQUIDATED OBLIGATIONS AT END OF PREVIOUS PROGRAM YEAR | 0.00         |
| 40 ADJUSTMENT TO COMPUTE TOTAL PA OBLIGATIONS                  | 0.00         |
| 41 TOTAL PA OBLIGATIONS (LINE 37 + LINE 38 - LINE 39 +LINE 40) | 69,342.06    |
| 42 ENTITLEMENT GRANT   | 1,033,182.00 |
| 43 CURRENT YEAR PROGRAM INCOME                                 | 16,611.50    |
| 44 ADJUSTMENT TO COMPUTE TOTAL SUBJECT TO PA CAP               | 0.00         |
| 45 TOTAL SUBJECT TO PA CAP (SUM, LINES 42-44)                  | 1,049,793.50 |
| 46 PERCENT FUNDS OBLIGATED FOR PA ACTIVITIES (LINE 41/LINE 45) | 6.61%        |



Office of Community Planning and Development  
U.S. Department of Housing and Urban Development  
Integrated Disbursement and Information System  
PR26 - CDBG Financial Summary Report  
Program Year 2018  
HESPERIA , CA

DATE: 08-28-19  
TIME: 18:50  
PAGE: 2

LINE 17 DETAIL: ACTIVITIES TO CONSIDER IN DETERMINING THE AMOUNT TO ENTER ON LINE 17

Report returned no data.

LINE 18 DETAIL: ACTIVITIES TO CONSIDER IN DETERMINING THE AMOUNT TO ENTER ON LINE 18

Report returned no data.

LINE 19 DETAIL: ACTIVITIES INCLUDED IN THE COMPUTATION OF LINE 19

| Plan Year | IDIS Project | IDIS Activity | Voucher Number | Activity Name                                 | Matrix Code | National Objective | Drawn Amount |
|-----------|--------------|---------------|----------------|---|-------------|--------------------|--------------|
| 2017      | 3            | 398           | 6211032        | 2017-2018 Street and ADA Improvements Project | 03K         | LMA                | \$70,596.11  |
| 2017      | 3            | 398           | 6230833        | 2017-2018 Street and ADA Improvements Project | 03K         | LMA                | \$2,483.75   |
|           |              |               |                |   | 03K         | Matrix Code        | \$73,079.86  |
| 2018      | 3            | 399           | 6257741        | Street and ADA Improvement Project            | 03L         | LMA                | \$44,606.80  |
| 2018      | 3            | 399           | 6259300        | Street and ADA Improvement Project            | 03L         | LMA                | \$41,665.80  |
| 2018      | 3            | 399           | 6277655        | Street and ADA Improvement Project            | 03L         | LMA                | \$212,625.68 |
| 2018      | 3            | 399           | 6292538        | Street and ADA Improvement Project            | 03L         | LMA                | \$46,025.05  |
|           |              |               |                |   | 03L         | Matrix Code        | \$344,923.33 |
| Total     |              |               |                |   |             |                    | \$418,003.19 |

LINE 27 DETAIL: ACTIVITIES INCLUDED IN THE COMPUTATION OF LINE 27

Report returned no data.

LINE 37 DETAIL: ACTIVITIES INCLUDED IN THE COMPUTATION OF LINE 37

| Plan Year | IDIS Project | IDIS Activity | Voucher Number | Activity Name  | Matrix Code | National Objective | Drawn Amount |
|-----------|--------------|---------------|----------------|--|-------------|--------------------|--------------|
| 2018      | 4            | 401           | 6211032        | CDBG Administration  | 21A         |                    | \$5,551.24   |
| 2018      | 4            | 401           | 6230833        | CDBG Administration  | 21A         |                    | \$8,716.69   |
| 2018      | 4            | 401           | 6241373        | CDBG Administration  | 21A         |                    | \$844.78     |
| 2018      | 4            | 401           | 6257741        | CDBG Administration  | 21A         |                    | \$6,654.75   |
| 2018      | 4            | 401           | 6259300        | CDBG Administration  | 21A         |                    | \$2,065.60   |
| 2018      | 4            | 401           | 6277655        | CDBG Administration  | 21A         |                    | \$5,424.70   |
| 2018      | 4            | 401           | 6292538        | CDBG Administration  | 21A         |                    | \$44.50      |
| 2018      | 4            | 401           | 6299505        | CDBG Administration  | 21A         |                    | \$25,960.13  |
|           |              |               |                |  | 21A         | Matrix Code        | \$55,262.39  |
| 2018      | 2            | 400           | 6211032        | Inland Fair Housing & Mediation Board: Fair Housing Services | 21D         |                    | \$935.14     |
| 2018      | 2            | 400           | 6230833        | Inland Fair Housing & Mediation Board: Fair Housing Services | 21D         |                    | \$3,995.39   |
| 2018      | 2            | 400           | 6257741        | Inland Fair Housing & Mediation Board: Fair Housing Services | 21D         |                    | \$3,806.52   |
| 2018      | 2            | 400           | 6259300        | Inland Fair Housing & Mediation Board: Fair Housing Services | 21D         |                    | \$1,184.77   |
| 2018      | 2            | 400           | 6277655        | Inland Fair Housing & Mediation Board: Fair Housing Services | 21D         |                    | \$2,541.55   |
| 2018      | 2            | 400           | 6292538        | Inland Fair Housing & Mediation Board: Fair Housing Services | 21D         |                    | \$1,616.30   |
|           |              |               |                |  | 21D         | Matrix Code        | \$14,079.67  |
| Total     |              |               |                |  |             |                    | \$69,342.06  |