

*City of Hesperia*  
**Investment Report**  
**Unaudited**  
January 31, 2020

ATTACHMENT 1

<u>Type of Investment</u>	<u>Institution/ Fiscal Agent</u>	<u>Interest Rate</u>	<u>Date of Purchase</u>	<u>Date of Maturity</u>	<u>Par Value at Maturity</u>	<u>Book Value</u>	<u>Market Value</u>	<u>Account Description</u>
<b>Investments under the direction of the City:</b>								
Local Agency Investment Funds	State of Calif.	1.967%	31-Jan-20	Demand	\$ 30,158,224.08	30,158,224.08	30,158,224.08	
Money Market	Bank of the West	1.250%	31-Jan-20	Demand	4,741,239.95	4,741,239.95	4,741,239.95	
Local Bank Checking Accounts	Citizens Bus Bank/US Bank	n/a	31-Jan-20	Demand	1,351,550.60	1,351,550.60	1,351,550.60	
<b>Total Unaudited Investments under the direction of the City</b>					<b>\$ 36,251,014.63</b>	<b>\$ 36,251,014.63</b>	<b>\$ 36,251,014.63</b>	

**Investments under the direction of fiscal agents:**

2012 Lease Revenue Bonds	Union	1.470%	31-Jan-20	Demand	315.31	315.31	315.31	2012 - Water Rights Revenue Fund
2012 Lease Revenue Bonds	Union	1.470%	31-Jan-20	Demand	1,462,999.25	1,462,999.25	1,462,999.25	2012 - Water Rights Reserve Fund
2012 Lease Revenue Bonds	Union	0.000%	31-Jan-20	Demand	0.31	0.31	0.31	2012 - Water Rights Surplus Revenue Fund
2013 Refunding Lease Revenue Bonds	Union	1.470%	31-Jan-20	Demand	556.16	556.16	556.16	2005 Civic Plaza - Revenue Fund
2013 Refunding Lease Revenue Bonds	Union	1.470%	31-Jan-20	Demand	1,158,354.93	1,158,354.93	1,158,354.93	2005 Civic Plaza - Reserve Fund
2013 Refunding Lease Revenue Bonds	Union	0.000%	31-Jan-20	Demand	0.31	0.31	0.31	2005 Civic Plaza - Surplus Rev Fund
2014 CFD 2005-1 Refunding	Union	1.470%	31-Jan-20	Demand	281.19	281.19	281.19	2014 CFD 05-1 - Special Tax Fund
2014 CFD 2005-1 Refunding	Union	1.480%	31-Jan-20	Demand	93.46	93.46	93.46	2014 CFD 05-1 - Bond Fund
2014 CFD 2005-1 Refunding	Union	1.470%	31-Jan-20	Demand	1,441,589.07	1,441,589.07	1,441,589.07	2014 CFD 05-1 - Reserve Fund
2014 CFD 2005-1 Refunding	Union	1.470%	31-Jan-20	Demand	23,800.82	23,800.82	23,800.82	2014 CFD 05-1 Administrative Expense Bonds
Deposits - Workers' Comp	PERMA	n/a	31-Jan-20	n/a	1,266,513.80	1,266,513.80	1,266,513.80	GL 1352
<b>Total Unaudited Investments under the direction of fiscal agents</b>					<b>\$ 5,354,504.61</b>	<b>5,354,504.61</b>	<b>5,354,504.61</b>	

Please Note: All market value data is provided courtesy of the City's fiscal agents,  
Union Bank of California & Bank of New York (BNY) Trust Company.

***I certify that this investment portfolio is in compliance with the statement of investment policy of the City of Hesperia and the investment program provides sufficient liquidity to meet expenditure requirements for the next six months, as required by the California Government Code sections 53646(b)(2) and (3), respectively.***

\* Note: 2005 Certificates of Participation began in May 2005 for the financing of the Civic Plaza.

  
Virginia Villasenor, Senior Accountant

**Investment Report****Unaudited**  
**January 31, 2020**

<u>Type of Investment</u>	<u>Issuer/ Institution</u>	<u>Interest Rate</u>	<u>Date of Purchase</u>	<u>Date of Maturity</u>	<u>Par Value at Maturity</u>	<u>Book Value</u>	<u>Market Value</u>	<u>Account Description</u>
---------------------------	--------------------------------	--------------------------	-----------------------------	-----------------------------	----------------------------------	-----------------------	-------------------------	--------------------------------

**Investments under the direction of the City:**

Local Agency Investment Funds	State of Calif.	1.967%	31-Jan-20	Demand	\$ 4,182,641.34	\$ 4,182,641.34	4,182,641.34	
Money Market	Bank of the West	1.250%	31-Jan-20	Demand	657,562.14	657,562.14	657,562.14	
Local Bank Checking Accounts	Citizens Bus Bank/US Bank	n/a	31-Jan-20	Demand	187,446.42	187,446.42	187,446.42	
<b>Total Unaudited Investments under the direction of the City</b>					<b>\$ 5,027,649.90</b>	<b>\$ 5,027,649.90</b>	<b>\$ 5,027,649.90</b>	


**Investments under the direction of fiscal agents:**

2018 Refunding Bonds	Union	0.000%	31-Jan-20	Demand	1.00	1.00	1.00	2018A & 2018B - Debt Service Account
2018 Refunding Bonds	Union	1.510%	31-Jan-20	Demand	4,858.12	4,858.12	4,858.12	2018A & 2018B - Interest Account
2018 Refunding Bonds	Union	0.000%	31-Jan-20	Demand	1.00	1.00	1.00	2018A & 2018B - Reserve Account
<b>Total Unaudited Investments under the direction of fiscal agents</b>					<b>\$ 4,860.12</b>	<b>\$ 4,860.12</b>	<b>\$ 4,860.12</b>	

Please Note: All market value data is provided courtesy of the City's fiscal agent  
Union Bank of California.

*I certify that this investment portfolio is in compliance with the statement of investment policy of the City of Hesperia and the investment program provides sufficient liquidity to meet expenditure requirements for the next six months, as required by the California Government Code sections 53646(b)(2) and (3), respectively.*

\* Note: The 2005 and 2007 Series Bonds were refinanced to 2018 Series Bonds in November 2018.

  
Virginia Villasenor, Senior Accountant

**Investment Report****Unaudited**January 31, 2020

<u>Type of Investment</u>	<u>Issuer/ Institution</u>	<u>Interest Rate</u>	<u>Date of Purchase</u>	<u>Date of Maturity</u>	<u>Par Value at Maturity</u>	<u>Book Value</u>	<u>Market Value</u>
<b>Investments under the direction of the City:</b>							
Local Agency Investment Funds	State of California	1.967%	31-Jan-20	Demand	\$ 4,450,241.85	4,450,241.85	4,450,241.85
Money Market	Bank of the West	1.250%	31-Jan-20	Demand	699,632.19	699,632.19	699,632.19
Local Bank Checking Accounts	Citizens Bus Bank/US Bank	n/a	31-Jan-20	Demand	199,439.04	199,439.04	199,439.04
<b>Total Unaudited Investments under the direction of the City</b>					<b>\$ 5,349,313.08</b>	<b>\$ 5,349,313.08</b>	<b>\$ 5,349,313.08</b>


*I certify that this investment portfolio is in compliance with the statement of investment policy of the City of Hesperia and the investment program provides sufficient liquidity to meet expenditure requirements for the next six months, as required by the California Government Code sections 53646(b)(2) and (3), respectively.*

  
Virginia Villasenor, Senior Accountant

**Investment Report****Unaudited**January 31, 2020

<u>Type of Investment</u>	<u>Issuer/ Institution</u>	<u>Interest Rate</u>	<u>Date of Purchase</u>	<u>Date of Maturity</u>	<u>Par Value at Maturity</u>	<u>Book Value</u>	<u>Market Value</u>
<b>Investments under the direction of the City:</b>							
Local Agency Investment Funds	State of California	1.967%	31-Jan-20	Demand	\$ (981,593.10)	(981,593.10)	(981,593.10)
Money Market	Bank of the West	1.250%	31-Jan-20	Demand	(154,318.39)	(154,318.39)	(154,318.39)
Local Bank Checking Accounts	Citizens Bus Bank/US Bank	n/a	31-Jan-20	Demand	(43,990.41)	(43,990.41)	(43,990.41)
<b>Total Unaudited Investments under the direction of the City</b>					<b>\$ (1,179,901.90)</b>	<b>\$ (1,179,901.90)</b>	<b>\$ (1,179,901.90)</b>

*I certify that this investment portfolio is in compliance with the statement of investment policy of the City of Hesperia and the investment program provides sufficient liquidity to meet expenditure requirements for the next six months, as required by the California Government Code sections 53646(b)(2) and (3), respectively.*

  
Virginia Villasenor, Senior Accountant



**Investment Report****Unaudited**January 31, 2020

<u>Type of Investment</u>	<u>Issuer/ Institution</u>	<u>Interest Rate</u>	<u>Date of Purchase</u>	<u>Date of Maturity</u>	<u>Par Value at Maturity</u>	<u>Book Value</u>	<u>Market Value</u>	<u>Account Description</u>
---------------------------	--------------------------------	--------------------------	-----------------------------	-----------------------------	----------------------------------	-----------------------	-------------------------	--------------------------------

**Investments under the direction of the City:**


Local Agency Investment Funds	State of California	1.967%	31-Jan-20	Demand	\$ 10,047,192.70	10,047,192.70	10,047,192.70	
Money Market	Bank of the West	1.250%	31-Jan-20	Demand	1,579,541.00	1,579,541.00	1,579,541.00	
Local Bank Checking Accounts	Citizens Bus Bank/US Bank	n/a	31-Jan-20	Demand	450,268.20	450,268.20	450,268.20	
<b>Total Unaudited Investments under the direction of the City</b>					<b>\$ 12,077,001.90</b>	<b>\$ 12,077,001.90</b>	<b>\$ 12,077,001.90</b>	

**Investments under the direction of fiscal agents:**

First American Treas - Money Market	US Bank	0.000%	31-Jan-20	Demand	9,170.74	9,170.74	9,170.74	98 A - 95453340
First American Treas - Money Market	US Bank	0.000%	31-Jan-20	Demand	32.09	33.09	32.09	98 A - 95453341
98 A Dep w/Trustee - Collateral	Bank of America	2.400%	31-Jan-20	Demand	1,880,000.00	1,880,000.00	1,880,000.00	GL 1319
Deposits - Workers' Comp	PERMA	n/a	31-Jan-20	n/a	650,626.91	650,626.91	650,626.91	GL 1352
Deposits w/Other Agencies	Various	n/a	31-Jan-20	n/a	0.00	0.00	0.00	GL 1350
<b>Total Unaudited Investments under the direction of fiscal agents</b>					<b>\$ 2,539,829.74</b>	<b>\$ 2,539,830.74</b>	<b>\$ 2,539,829.74</b>	

Please Note: All market value data is provided courtesy of the City's fiscal agents  
Bank of New York (BNY) Trust Company and US Bank.

*I certify that this investment portfolio is in compliance with the statement of investment policy of the City of Hesperia and the investment program provides sufficient liquidity to meet expenditure requirements for the next six months, as required by the California Government Code sections 53646(b)(2) and (3), respectively.*

  
Virginia Villasenor, Senior Accountant